



DESIGNING STYLE

A Guide to Designing with Today's Vinyl Siding





CONTENTS

Architectural Styles

Cape Cod

Italianate

French Colonial

Queen Anne

Georgian

Folk Victorian

Federal/Adam

Craftsman

Greek Revival

Product Overview

Traditional Profiles

Color and Texture

Specialty Profiles

Architectural Trim and Other Accessories

Soffit

Photo Gallery

Appendix

The Vinyl Siding Institute developed *Designing Style: A Guide to Designing with Today's Vinyl Siding* as a resource for designing with and/or specifying vinyl and other polymeric siding, architectural trim, and accessories. We believe the most effective way to communicate the breadth and depth of products available today — and the creative, limitless possibilities for design — is by example. Throughout this guide, we've included many photographs and illustrations plus information to help create each specific architectural style.





[Contents](#)

[Architectural Styles](#)

[Product Overview](#)

[Photo Gallery](#)

Architectural Styles

This guide showcases nine house designs, each featuring a different architectural style used as precedent. The specific design examples are not intended to represent strict architectural principles, but rather demonstrate design variations inspired by each style. Styles used as precedent were selected from the Colonial, Romantic, Victorian, and Eclectic periods of architecture. They include:

- > [Cape Cod](#)
- > [Federal/Adam](#)
- > [Queen Anne](#)
- > [French Colonial](#)
- > [Greek Revival](#)
- > [Folk Victorian](#)
- > [Georgian](#)
- > [Italianate](#)
- > [Craftsman](#)

Each featured style offers an explanation of its distinguishing characteristics and an overview of suggested vinyl siding profiles, colors, architectural trim, and accessories available to help achieve its look, with all of its rich detail. A variety of photographs are included to demonstrate how each style has been interpreted through designs using vinyl siding.

The possibilities for residential design are as limitless as your imagination. And the right tools can inspire your dreams and turn them into reality. Use this guide to bring your visions to life — with the remarkable beauty, durability, and lasting value of today's vinyl siding.





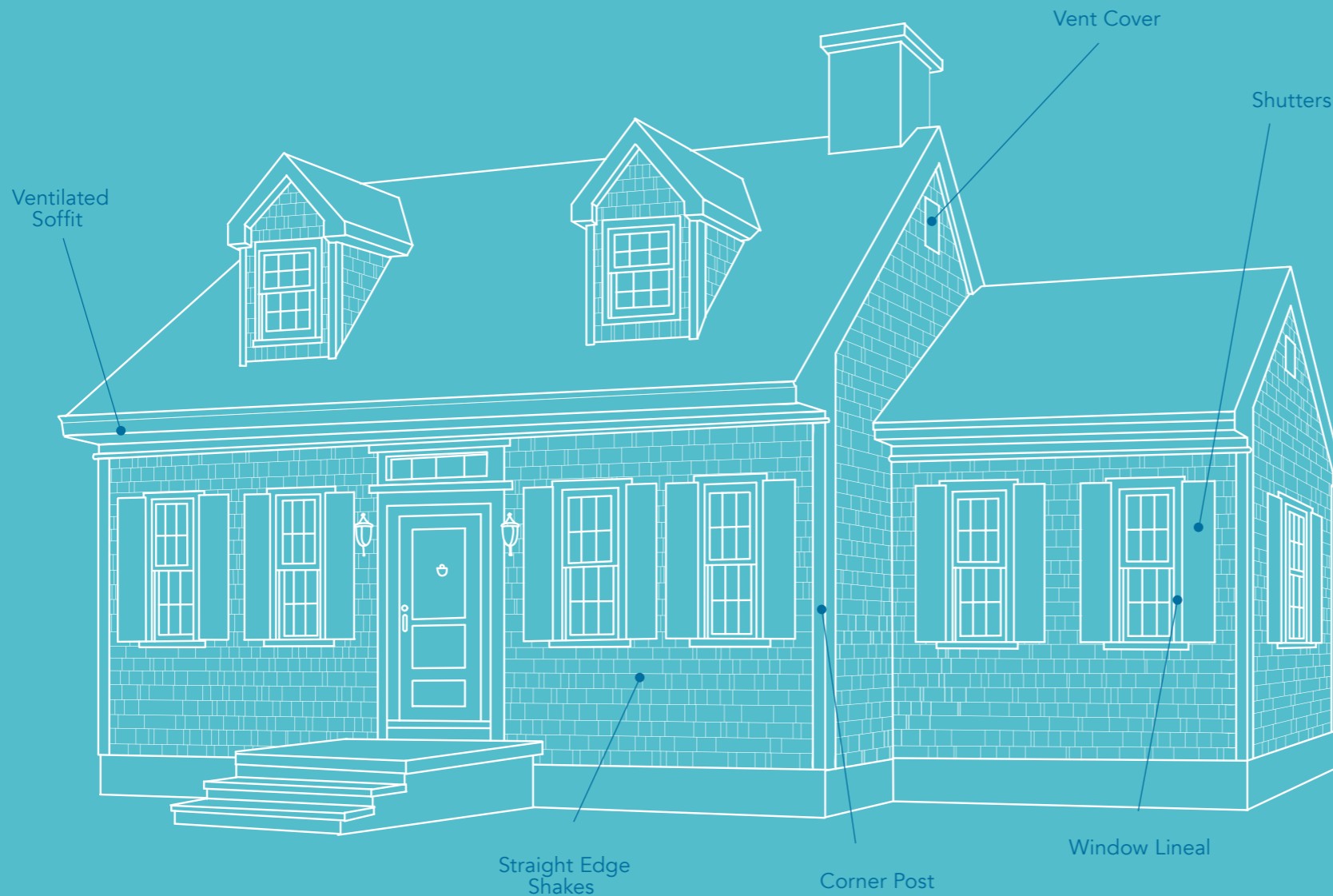
Defining Style
CAPE COD

[Contents](#)

[Architectural Styles](#)

[Product Overview](#)

[Photo Gallery](#)



Contents

Architectural Styles

Product Overview

Photo Gallery

Defining Style **CAPE COD**

When the Cape Cod style originated in New England during the late 17th century, early builders worked to integrate simple beauty into designs that were practical and comfortable. Their approach was influenced by shipbuilders, resulting in designs that also were compact and efficient. Historically, the style is characterized by a steep roof with side gables, a small roof overhang, and clapboard or shingle siding with contrasting trim. Originally, a Cape Cod house was a one-story structure. As families realized they could expand into the attic, gabled dormers were often added to offer 1½ stories of living space. Today's Cape Cod houses may include 2 to 2½ stories or added wings, but still maintain the historic characteristics of simple beauty.



Creating Style



> PROFILES

Cape Cod houses can feature any traditional profile — clapboard, beaded, or Dutchlap — as the main exterior cladding. Durable vinyl siding is available in each of these styles. Clapboard profiles are available in vinyl with a choice of 3" to 8" reveals. Beaded profiles are available in 6" to 7" reveals and Dutchlap is available in 3" to 5½" reveals.




> SHAPES

Shakes or shingles are also common as the primary exterior cladding for Cape Cod houses. Vinyl and other polymeric siding are available in an array of shake and shingle profiles.



> COLOR

A light to medium palette in all colors except reds, greens, and browns is typical for Cape Cod houses. Dark gray or blue are options for shake or shingle cladding. Vinyl siding offers a diverse color palette, including more than 400 colors certified for color retention.



> TRIM AND ACCESSORIES

A wide selection of trim and accessories is available. Options suited for the Cape Cod style include crown and dentil molding for fascia or friezes (or both), beaded soffit, decorative front door surrounds with triangular pediments and pilasters, window crowns or pediments and lineals, gable vent covers, and shutters.



Gabled dormers add more living space, light, and ventilation to the historical one-story Cape Cod style.

CAPE COD COLOR PALETTE



Contents

Architectural Styles

Product Overview

Photo Gallery



Style Elements

Following is a listing of vinyl and other polymeric siding profiles, architectural trim, and accessories that are appropriate for the Cape Cod style.

TRADITIONAL PROFILES

CLAPBOARD

- Single 6"
- Single 7"*
- Single 8"
- Double 3"
- Double 4"*
- Double 4½"*
- Double 5"
- Double 6"*
- Double 7"*
- Triple 3"
- Triple 4"*
- Triple 6"*
- Quad 4"*

DUTCHLAP

- Double 4"
- Double 4½"*
- Double 5"*
- Double 5½"
- Triple 3"
- Triple 4"*
- Quad 4½"*

BEADED

- Single 6"
- Single 6½"*
- Single 7"

SPECIALTY PROFILES

SHINGLES

- Square

SHAKE

- Straight Edge Shake 6"
- Staggered Shake 6"
- Straight Edge Shake 7"
- Staggered Shake 7"
- Straight Edge Shake 8"
- Staggered Shake 8"
- Straight Edge Shake 9"
- Staggered Shake 9"
- Staggered Shake 10"

SOFFIT

SOLID

- Double 4"
- Double 5"
- Double 6"
- Triple 3½"
- Triple 4"
- Quad 4"

BEADED

- Double 4"
- Triple 2"
- Triple 2½"
- Triple 2¾"
- Triple 3"
- Triple 3½"

VENTILATED

- Double 5"
- Triple 4"

HIDDEN VENTILATED

- Triple 3½"
- Triple 4"

ARCHITECTURAL TRIM AND OTHER ACCESSORIES

DECORATIVE

- Band Board
- Corner Post
- Inside Corner
- Shutters
- Lineal
- Windowsill Lineal
- Cornice Molding
- Cornice Receiver
- Crown Molding and Cap
- Soffit Crown Molding
- Dentil Molding
- Window Mantel
- Window Mantel with Dentil Trim
- Keystone
- Broken Pediment
- Door Mantel
- Pilaster Cap
- Pilaster Base
- Pilaster
- Vent Cover

FUNCTIONAL

- Starter Strip
- F-Channel
- H-Channel/Trim
- J-Channel
- J-Channel Corner
- Flexible J-Channel
- Fascia
- Double Finish Trim
- Undersill/Finish Trim

[Contents](#)


[Architectural Styles](#)

[Product Overview](#)

[Photo Gallery](#)



*Insulated profiles available



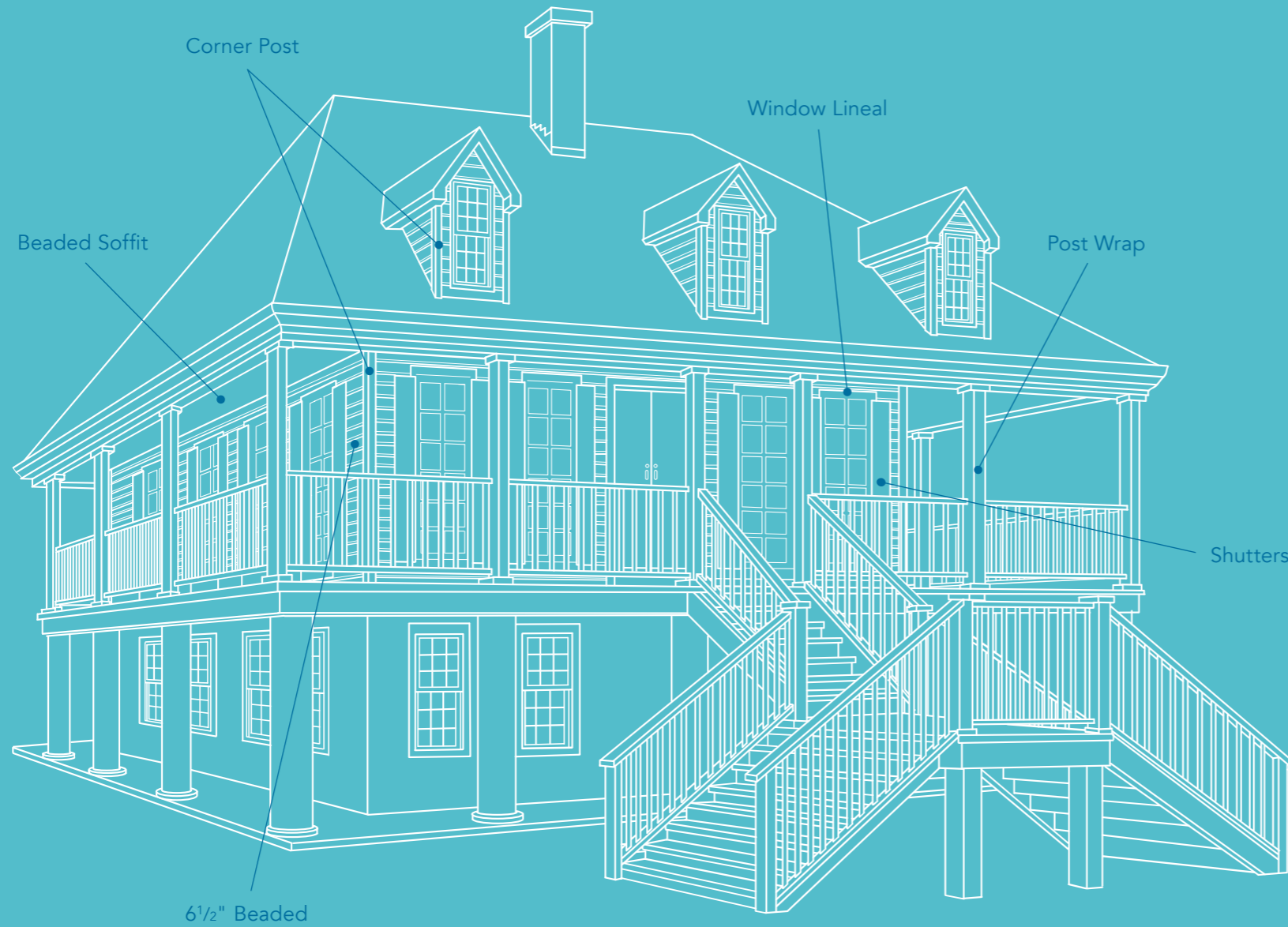
Defining Style
**FRENCH
COLONIAL**

[Contents](#)

[Architectural Styles](#)

[Product Overview](#)

[Photo Gallery](#)



Contents

Architectural Styles

Product Overview

Photo Gallery

Defining Style **FRENCH COLONIAL**

As French settlers moved into the Mississippi Valley in the early 18th century, they adapted their native housing style to the hot, wet climate of the South. Following tradition, the French Colonial style typically featured porches on three sides, but raised them for protection from flooding in their swampy locales. Unlike English house styles, French houses have a tradition of being externally focused. The French Colonial style's external emphasis is frequently expressed by featuring many narrow door and window openings, often using paired French doors and paired windows. Designs typically have a steep, hipped roof that extends over a wide porch with slender columns supporting the porch roof.



Creating Style



> PROFILES

French Colonial houses frequently feature clapboard as the dominant exterior cladding. Durable vinyl siding clapboard comes in a variety of configurations including 3" to 8" reveals. Beaded and Dutchlap styles are also used.



> SHAPES

Cladding shapes are not typical for the French Colonial style. In rare cases, shakes or shingles may be found as the primary exterior cladding.

> COLOR

A light to medium color palette — especially soft island and southern colors — is frequently used for French Colonial houses. Vinyl siding is available in more than 400 colors independently certified for color retention, including many that are ideal for the French Colonial style.



> TRIM AND ACCESSORIES

A wide variety of architectural trim and accessories is available for use with vinyl and other polymeric siding. Options suited for the French Colonial style include crown molding for fascia or friezes (or both), decorative front door surrounds and pilasters, window crowns and lineals, band boards between floors or at the foundation, gable vent covers, shutters, and beaded soffit.



Originally, many French Colonial houses had vertical board shutters hung on strap hinges to cover windows and French doors — including the transom.

FRENCH COLONIAL COLOR PALETTE



Contents

Architectural Styles

Product Overview

Photo Gallery



Style Elements

Following is a listing of vinyl and other polymeric siding profiles, architectural trim, and accessories that are appropriate for the French Colonial style.

TRADITIONAL PROFILES

CLAPBOARD

- Single 6"
- Single 7"*
- Single 8"
- Double 3"
- Double 4"*
- Double 4½"*
- Double 5"
- Double 6"*
- Double 7"*
- Triple 3"
- Triple 4"*
- Triple 6"*
- Quad 4"*

DUTCHLAP

- Double 4"
- Double 4½"*
- Double 5"*
- Double 5½"
- Triple 3"
- Triple 4"*
- Quad 4½"*

BEADED

- Single 6"
- Single 6½"*
- Single 7"

SPECIALTY PROFILES

SHAKE

- Straight Edge Shake 6"
- Staggered Shake 6"
- Straight Edge Shake 7"
- Staggered Shake 7"
- Straight Edge Shake 8"
- Staggered Shake 8"
- Straight Edge Shake 9"
- Staggered Shake 9"
- Staggered Shake 10"

SOFFIT

SOLID

- Double 4"
- Double 5"
- Double 6"
- Triple 3½"
- Triple 4"
- Quad 4"

BEADED

- Double 4"
- Triple 2"
- Triple 2½"
- Triple 2⅔"
- Triple 2¾"
- Triple 3"
- Triple 3½"

VENTILATED

- Double 5"
- Triple 4"

HIDDEN VENTILATED

- Triple 3½"
- Triple 4"

ARCHITECTURAL TRIM AND OTHER ACCESSORIES

DECORATIVE

- Band Board
- Corner Post
- Inside Corner
- Shutters
- Lineal
- Windowsill Lineal
- Cornice Molding
- Cornice Receiver
- Crown Molding and Cap
- Soffit Crown Molding
- Dentil Molding
- Window Mantel
- Window Mantel with Dentil Trim
- Keystone
- Broken Pediment
- Door Mantel
- Pilaster Cap
- Pilaster Base
- Pilaster
- Vent Cover

FUNCTIONAL

- Starter Strip
- F-Channel
- H-Channel/Trim
- J-Channel
- J-Channel Corner
- Flexible J-Channel
- Fascia
- Double Finish Trim
- Undersill/Finish Trim

Contents

Architectural Styles

Product Overview

Photo Gallery



*Insulated profiles available



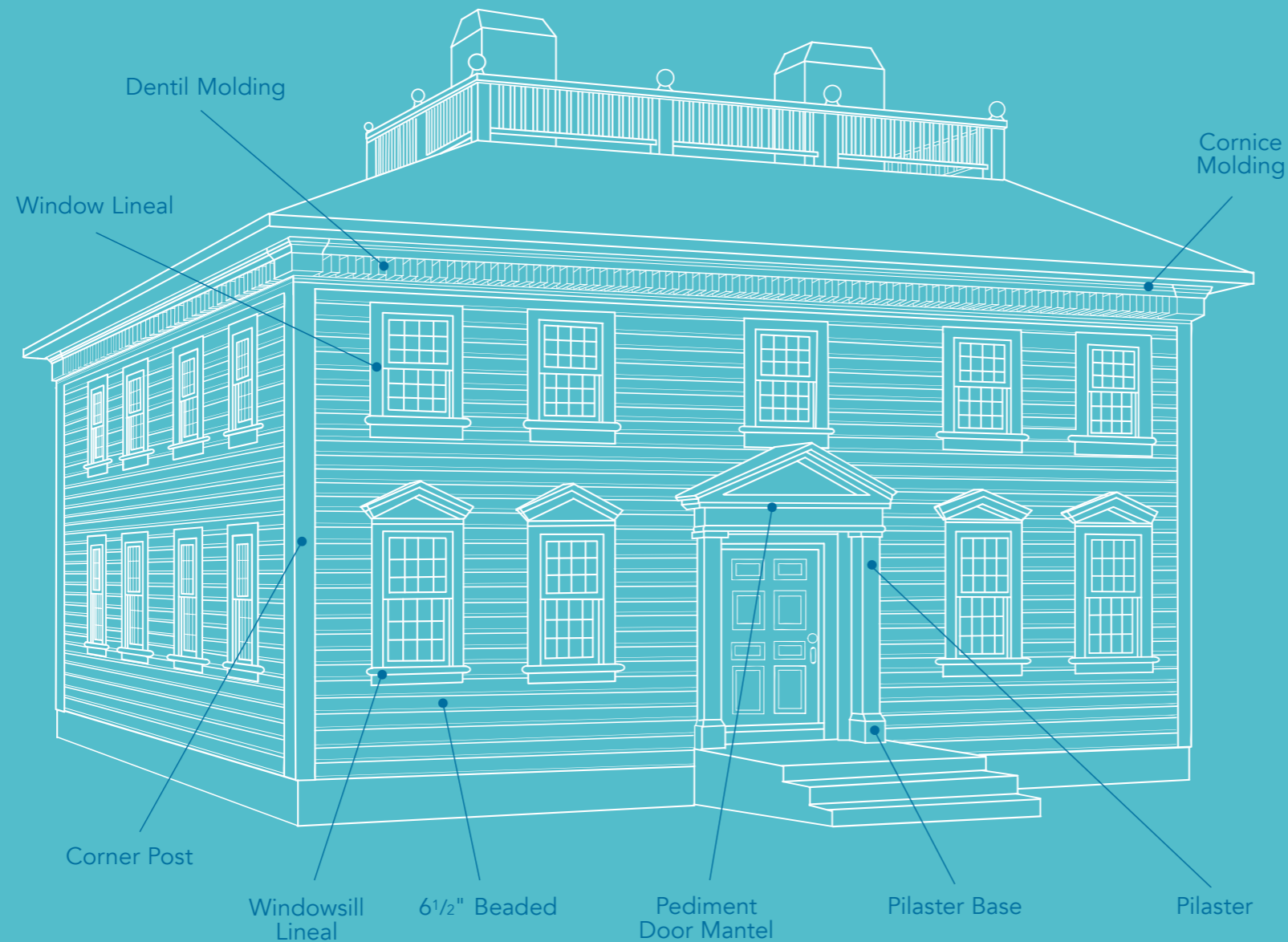
Defining Style
GEORGIAN

[Contents](#)

[Architectural Styles](#)

[Product Overview](#)

[Photo Gallery](#)



Contents

Architectural Styles

Product Overview

Photo Gallery

Defining Style **GEORGIAN**

The strictly symmetrical Georgian style migrated from England and became prominent in Colonial America before the Revolutionary War. Its simple rectangular shape typically is topped with a hipped or gabled roof with minimal overhang. The Georgian style is largely distinguished by symmetrical rows of single windows, often with a row of five windows above a row of four plus a centered door. This configuration sparked a familiar term of “five, four and a door.” Its paneled front door often has a decorative crown flanked by pilasters. Another defining feature is a cornice frequently embellished with dentil or other decorative molding. Clapboard is a common choice of siding profile for the style’s typically wide expanse of exterior walls.



Creating Style



> PROFILES

Georgian houses frequently feature clapboard as the dominant exterior cladding. Durable vinyl siding clapboard comes in a variety of configurations, including 3" to 8" reveals. Beaded and Dutchlap styles are also used.



> SHAPES

Cladding shapes are not typical for the Georgian style. In rare cases, shakes or shingles may be found as the primary exterior cladding.

> COLOR

Traditionally, a light to medium palette is used. Modern variations use deeper colors, including reds, greens, and browns. Dark gray or blue may also be used in the rare instances of shake or shingle cladding. Among a wide spectrum, vinyl siding offers more than 400 colors independently certified for color retention.



> TRIM AND ACCESSORIES

A wide selection of attractive trim and accessories is available for use with vinyl and other polymeric siding. Options suited for Georgian style include a heavy cornice with crown or dentil molding on fascia or frieze (or both), decorative front door surrounds with triangular or broken pediments and pilasters, window crowns or pediments and lineals, shutters, band boards at foundation, beaded soffit, and roof balustrade.



A decorative door crown flanked by pilasters is a common embellishment of the Georgian style.

GEORGIAN COLOR PALETTE



Contents

Architectural Styles

Product Overview

Photo Gallery



Style Elements

Following is a listing of vinyl and other polymeric siding profiles, architectural trim, and accessories that are appropriate for the Georgian style.

TRADITIONAL PROFILES

CLAPBOARD

- Single 6"
- Single 7"*
- Single 8"
- Double 3"
- Double 4"*
- Double 4½"
- Double 5"
- Double 6"*
- Double 7"*
- Triple 3"
- Triple 4"
- Triple 6"*
- Quad 4"*

DUTCHLAP

- Double 4"
- Double 4½"*
- Double 5"*
- Double 5½"
- Triple 3"
- Triple 4"*
- Quad 4½"*

BEADED

- Single 6"
- Single 6½"*
- Single 7"

SOFFIT

SOLID

- Double 4"
- Double 5"
- Double 6"
- Triple 3½"
- Triple 4"
- Quad 4"

BEADED

- Double 4"
- Triple 2"
- Triple 2½"
- Triple 2¾"
- Triple 2¾"
- Triple 3"
- Triple 3½"

VENTILATED

- Double 5"
- Triple 4"

HIDDEN VENTILATED

- Triple 3½"
- Triple 4"

ARCHITECTURAL TRIM AND OTHER ACCESSORIES

DECORATIVE

- Band Board
- Corner Post
- Beaded Corner Post
- Fluted Corner Post
- Inside Corner
- Shutters
- Lineal
- Fluted Lineal
- Windowsill Lineal
- Cornice Molding
- Cornice Receiver
- Crown Molding and Cap
- Soffit Crown Molding
- Dentil Molding
- Window Mantel
- Window Mantel with Dentil Trim
- Keystone
- Broken Pediment
- Door Mantel
- Pilaster Cap
- Pilaster Base
- Pilaster
- Vent Cove

ARCHITECTURAL TRIM AND OTHER ACCESSORIES

FUNCTIONAL

- Starter Strip
- F-Channel
- H-Channel/Trim
- J-Channel
- J-Channel Corner
- Flexible J-Channel
- Fascia
- Double Finish Trim
- Undersill/Finish Trim

[Contents](#)

[Architectural Styles](#)

[Product Overview](#)

[Photo Gallery](#)



Defining Style
**FEDERAL/
ADAM**

[Contents](#)

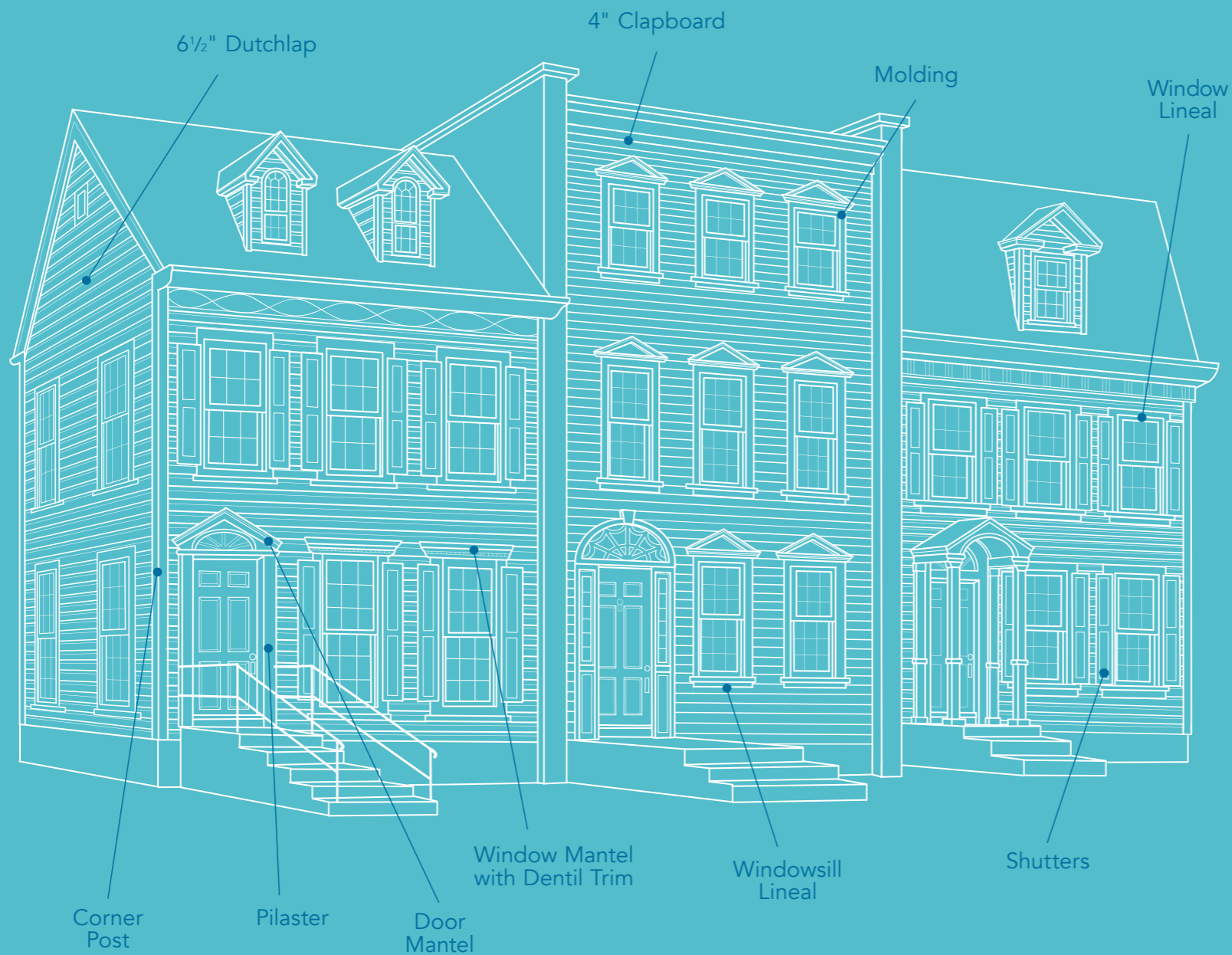
[Architectural Styles](#)

[Product Overview](#)

[Photo Gallery](#)



**VINYL
SIDING
INSTITUTE™**



Contents

Architectural Styles

Product Overview

Photo Gallery

Defining Style **FEDERAL/ ADAM**


The Federal style is an adaptation of the more practical Georgian style, and the difference is in the details. The style emerged after the Revolutionary War, and refrained from citing the obvious Georgian influence to avoid any reference to King George. Originally adapted by two brothers surnamed Adam, the Federal style is likely to have delicate features and an array of flourishes inspired by Greek and Roman monuments. Like its Georgian predecessor, Federal style typically features symmetrical rows of windows around a centered door. Designs commonly are differentiated by Palladian windows and include embellishments such as a semicircular fanlight over the front door; circular or elliptical accent windows; and decorative swags, garlands, and moldings.

Creating Style



> PROFILES

Federal/Adam houses frequently feature clapboard as the dominant exterior cladding. Durable vinyl siding clapboard comes in a variety of configurations including 3" to 8" reveals. Beaded and Dutchlap styles are also used.



> SHAPES

Cladding shapes are not typical for the Federal/Adam style. In rare cases, shakes or shingles may be found as the primary exterior cladding.



> COLOR

Historically, a light to medium palette was common in all colors except reds, greens, and browns. Modern interpretations incorporate a much broader variety of colors, including deeper hues. Vinyl siding offers a diverse and attractive color palette, including more than 400 colors certified for color retention.

> TRIM AND ACCESSORIES

A wide selection of trim and accessories is available for use with vinyl and other polymeric siding. Options suited for Federal/Adam style include a heavy cornice with crown, medallions, or dentil molding on fascia or frieze (or both), decorative front door surrounds with elliptical or half-round fanlight transoms and head trim, or triangular or broken pediments and pilasters, window crowns with keystone trim, or pediments and lineals, band boards at foundation, beaded soffit, roof balustrade, and shutters.



Dentil molding in the cornice is a common distinguishing feature of Federal/Adam houses.

FEDERAL/ADAM COLOR PALETTE



Contents

Architectural Styles

Product Overview

Photo Gallery



Style Elements

Following is a listing of vinyl and other polymeric siding profiles, architectural trim, and accessories that are appropriate for the Federal/Adam style.

TRADITIONAL PROFILES

CLAPBOARD

- Single 6"
- Single 7"*
- Single 8"
- Double 3"
- Double 4"*
- Double 4½"
- Double 5"
- Double 6"*
- Double 7"*
- Triple 3"
- Triple 4"
- Triple 6"*
- Quad 4"*

DUTCHLAP

- Double 4"
- Double 4½"*
- Double 5"*
- Double 5½"
- Triple 3"
- Triple 4"*
- Quad 4½"*

BEADED

- Single 6"
- Single 6½"*
- Single 7"

SOFFIT

SOLID

- Double 4"
- Double 5"
- Double 6"
- Triple 3½"
- Triple 4"
- Quad 4"

BEADED

- Double 4"
- Triple 2"
- Triple 2½"
- Triple 2¾"
- Triple 3"
- Triple 3½"

VENTILATED

- Double 5"
- Triple 4"

HIDDEN VENTILATED

- Triple 3½"
- Triple 4"

ARCHITECTURAL TRIM AND OTHER ACCESSORIES

DECORATIVE

- Band Board
- Corner Post
- Beaded Corner Post
- Fluted Corner Post
- Inside Corner
- Corner Block
- Rosette
- Shutters
- Lineal
- Fluted Lineal
- Windowsill Lineal
- Cornice Molding
- Cornice Receiver
- Crown Molding and Cap
- Soffit Crown Molding
- Dentil Molding
- Window Mantel
- Window Mantel with Dentil Trim
- Keystone
- Broken Pediment
- Door Mantel
- Pilaster Cap
- Pilaster Base
- Pilaster
- Vent Cover

ARCHITECTURAL TRIM AND OTHER ACCESSORIES

FUNCTIONAL

- Starter Strip
- F-Channel
- H-Channel/Trim
- J-Channel
- J-Channel Corner
- Flexible J-Channel
- Fascia
- Double Finish Trim
- Undersill/Finish Trim

[Contents](#)

[Architectural Styles](#)

[Product Overview](#)

[Photo Gallery](#)



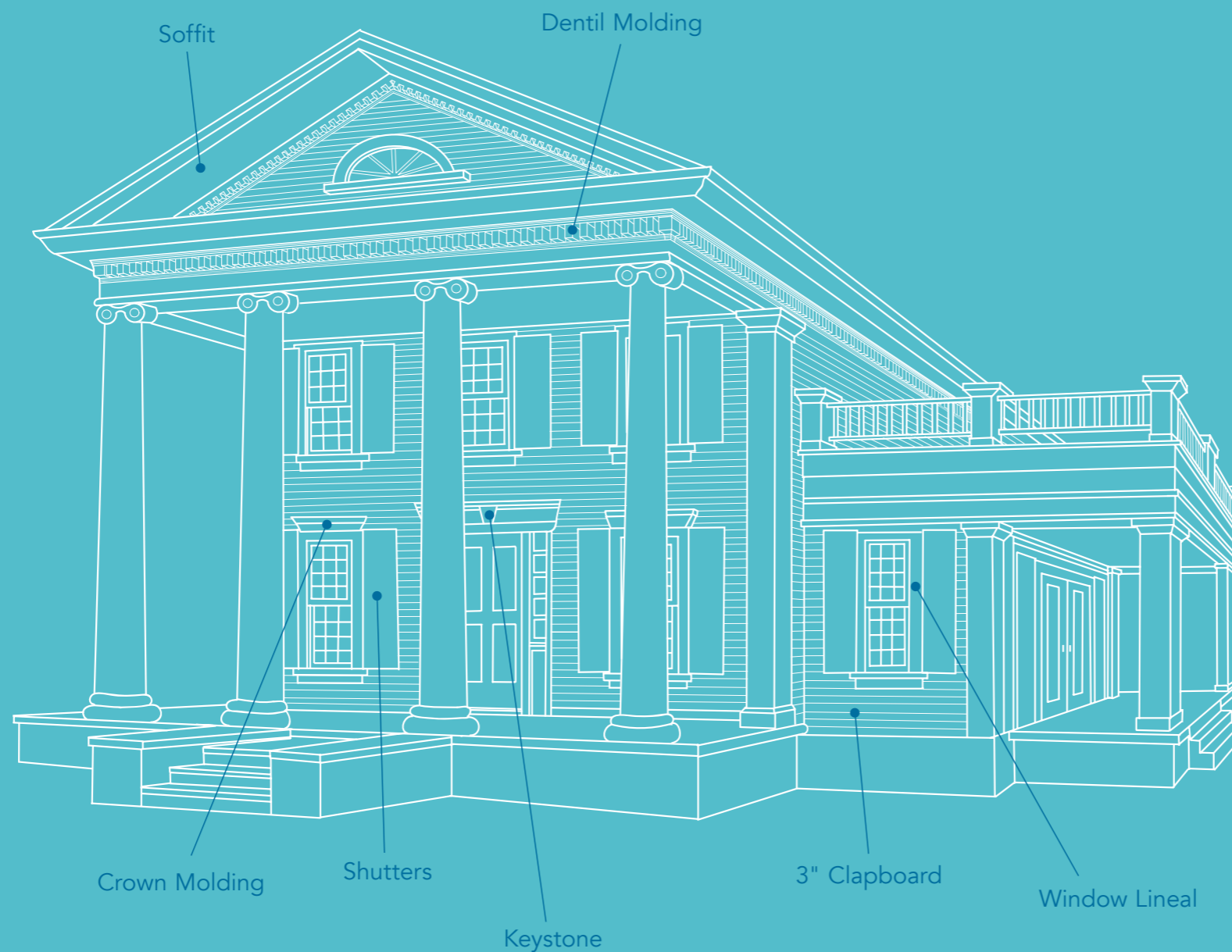
[Contents](#)

[Architectural Styles](#)

[Product Overview](#)

[Photo Gallery](#)

Defining Style
**GREEK
REVIVAL**



Contents

Architectural Styles

Product Overview

Photo Gallery

Defining Style **GREEK REVIVAL**

Greek Revival was the most popular style of architecture for American houses from about 1830 to 1860. Reflecting a growing interest in Classical architecture, the style is essentially a Georgian design turned on end so the gable faces the street. The gable can be an impressive pediment that is flat or rests on a row of massive columns that often stretches across the entire façade — which also typically includes an expansive, ornate porch — creating a “Greek temple” look. Cornice lines with a wide band of trim beneath frequently appear. This trim band often is divided in the Classical style with a frieze above and architrave below. Doorways can be particularly elaborate, surrounded on the top and both sides by side lites and accented by a decorative door surround.



Creating Style



> PROFILES

Greek Revival houses may feature clapboard or beaded profiles as the main exterior cladding. Durable vinyl siding provides these selections, with clapboard profiles available in 3" to 8" reveals and beaded profiles available in 6" to 7" reveals.



> COLOR

Traditionally, a light to medium palette is used. Modern variations use deeper colors, including reds, greens, and browns. Dark gray or blue may also be used in the rare instances of shake or shingle cladding. Among a wide spectrum, vinyl siding offers more than 400 colors independently certified for color retention.



> TRIM AND ACCESSORIES

A wide selection of architectural trim and accessories is available for use with vinyl and other polymeric siding. Options suited for Greek Revival style include a heavy cornice with shingle, crown, dentil, or bed molding on fascia or frieze (or both), brackets, decorative front door surrounds with triangular or broken pediments and pilasters, window crowns with keystone trim or pediments and lineals, band boards at foundation or between floors, beaded soffit, roof balustrade, shutters, and gable vent covers.



Classical columns supporting porch roof or across the entire façade are distinguishing characteristics of Greek Revival houses.

GREEK REVIVAL COLOR PALETTE



Contents

Architectural Styles

Product Overview

Photo Gallery



Style Elements

Following is a listing of vinyl and other polymeric siding profiles, architectural trim, and accessories that are appropriate for the Greek Revival style.

TRADITIONAL PROFILES

CLAPBOARD

- Single 6"
- Single 7"*
- Single 8"
- Double 3"
- Double 4"*
- Double 4½"
- Double 5"
- Double 6"*
- Double 7"*
- Triple 3"
- Triple 4"
- Triple 6"*
- Quad 4"*

BEADED

- Single 6"
- Single 6½"*
- Single 7"

SOFFIT

SOLID

- Double 4"
- Double 5"
- Double 6"
- Triple 3½"
- Triple 4"
- Quad 4"

BEADED

- Double 4"
- Triple 2"
- Triple 2½"
- Triple 2¾"
- Triple 3"
- Triple 3½"

VENTILATED

- Double 5"
- Triple 4"

HIDDEN VENTILATED

- Triple 3½"
- Triple 4"

ARCHITECTURAL TRIM AND OTHER ACCESSORIES

DECORATIVE

- Band Board
- Corner Post
- Beaded Corner Post
- Fluted Corner Post
- Inside Corner
- Shutters
- Lineal
- Fluted Lineal
- Windowsill Lineal
- Cornice Molding
- Cornice Receiver
- Crown Molding and Cap
- Soffit Crown Molding
- Dentil Molding
- Window Mantel
- Window Mantel with Dentil Trim
- Keystone
- Broken Pediment
- Door Mantel
- Pilaster Cap
- Pilaster Base
- Pilaster
- Vent Cover
- Bracket

ARCHITECTURAL TRIM AND OTHER ACCESSORIES

FUNCTIONAL

- Starter Strip
- F-Channel
- H-Channel/Trim
- J-Channel
- J-Channel Corner
- Flexible J-Channel
- Fascia
- Double Finish Trim
- Undersill/Finish Trim

[Contents](#)

[Architectural Styles](#)

[Product Overview](#)

[Photo Gallery](#)



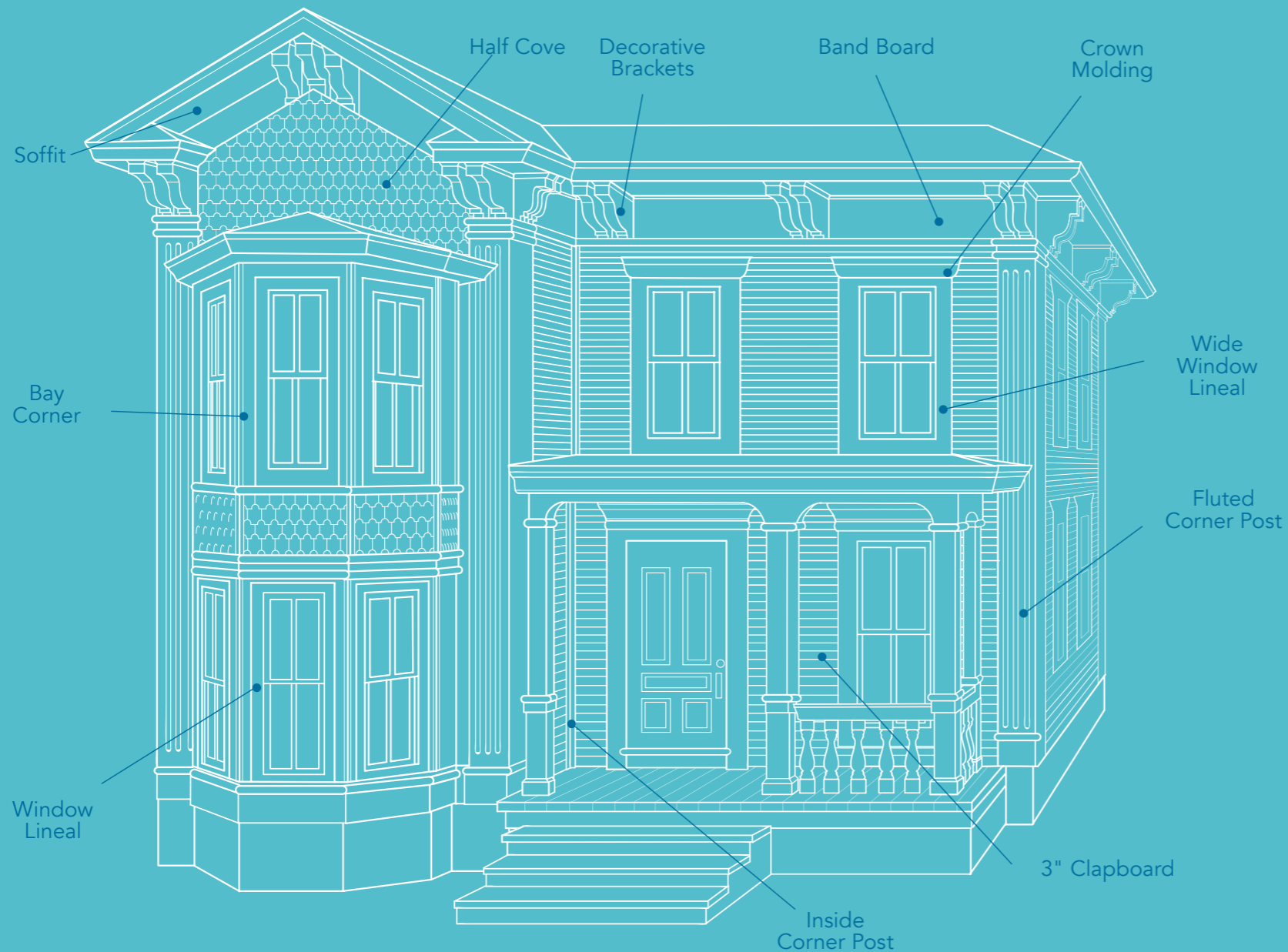
Defining Style
ITALIANATE

[Contents](#)

[Architectural Styles](#)

[Product Overview](#)

[Photo Gallery](#)



Contents

Architectural Styles

Product Overview

Photo Gallery

Defining Style **ITALIANATE**

During the Victorian era, British architects developed a style inspired by the villas of Italy. The Italianate style migrated west and became popular in America between 1850 and 1880. The most striking features of Italianate houses are usually its windows and distinctive cornices below low-pitched or flat roofs. Numerous windows — single, paired, or even tripled — are typically tall, narrow, and elaborately crowned or framed. Cornice lines under wide, overhanging eaves feature large brackets in a wide range of shapes and spacing. Deep trim bands with decorative panels or moldings may further distinguish the cornice line. Single story porches — either full-width, partial-width, or surrounding only the entry — often protect double doors that are the same shape as the windows.



Creating Style



> PROFILES

Italianate houses may feature clapboard, Dutchlap, or beaded profiles as the dominant exterior cladding. Not as common, but seen in modern interpretations, is board and batten style. Durable vinyl siding clapboard comes in a variety of configurations, including 3" to 8" reveals. Beaded is available in 6" to 7" reveals. Board and batten style profiles are available in vertical reveals of 6" to 8".



> SHAPES

Accents for the façade, window bays, and/or other portions of the exterior may be achieved with vinyl and other polymeric siding's distinct shapes. A diverse selection includes scallops, hexagon, octagon, fish scale, and half cove.



> COLOR

Historically, a light to medium palette is used in all colors except reds, greens, and browns. Modern interpretations may include darker colors, especially for trim elements, as shown on the next page. Vinyl siding offers a wide range of colors, including more than 400 certified for color retention.

> TRIM AND ACCESSORIES

A wide selection of attractive trim and accessories is available for use with vinyl and other polymeric siding. Options suited for Italianate style include crown and dentil molding for fascia or friezes (or both), simple to elaborate vertical eave brackets, pedimented window crowns, band boards at foundation or between floors, and beaded soffit.



Large brackets, either singly or in pairs, commonly embellish the wide eaves of Italianate houses.

ITALIANATE COLOR PALETTE



Contents

Architectural Styles

Product Overview

Photo Gallery



Style Elements

Following is a listing of vinyl and other polymeric siding profiles, architectural trim, and accessories that are appropriate for the Italianate style.

TRADITIONAL PROFILES

CLAPBOARD

- Single 6"
- Single 7"*
- Single 8"
- Double 3"
- Double 4"*
- Double 4½"*
- Double 5"
- Double 6"*
- Double 7"*
- Triple 3"
- Triple 4"*
- Triple 6"*
- Quad 4"*

DUTCHLAP

- Double 4"
- Double 4½"*
- Double 5"*
- Double 5½"
- Triple 3"
- Triple 4"*
- Quad 4½"*

BEADED

- Single 6"
- Single 6½"*
- Single 7"

SPECIALTY PROFILES

SHAPES

- Scallops – Rounds
- Scallops – Half Rounds
- Mitered Corner
- Octagon
- Fish Scale
- Half Cove
- Hexagon

BOARD AND BATTEN

- Single 6"
- Single 7"
- Single 8"

SOFFIT

SOLID

- Double 4"
- Double 5"
- Double 6"
- Triple 3½"
- Triple 4"
- Quad 4"

BEADED

- Double 4"
- Triple 2"
- Triple 2½"
- Triple 2¾"
- Triple 3"
- Triple 3½"

VENTILATED

- Double 5"
- Triple 4"

HIDDEN VENTILATED

- Triple 3½"
- Triple 4"

ARCHITECTURAL TRIM AND OTHER ACCESSORIES

DECORATIVE

- Band Board
- Corner Post
- Beaded Corner Post
- Fluted Corner Post
- Bay Corner
- Inside Corner
- Corner Block
- Rosette
- Shutters
- Lineal
- Windowsill Lineal
- Cornice Molding
- Cornice Receiver
- Crown Molding and Cap
- Soffit Crown Molding
- Window Mantel
- Door Mantel
- Pilaster Cap
- Pilaster Base
- Pilaster
- Bracket

FUNCTIONAL

- Starter Strip
- F-Channel
- H-Channel/Trim
- J-Channel
- J-Channel Corner
- Flexible J-Channel
- Fascia
- Double Finish Trim
- Undersill/Finish Trim

Contents

Architectural Styles

Product Overview

Photo Gallery



*Insulated profiles available



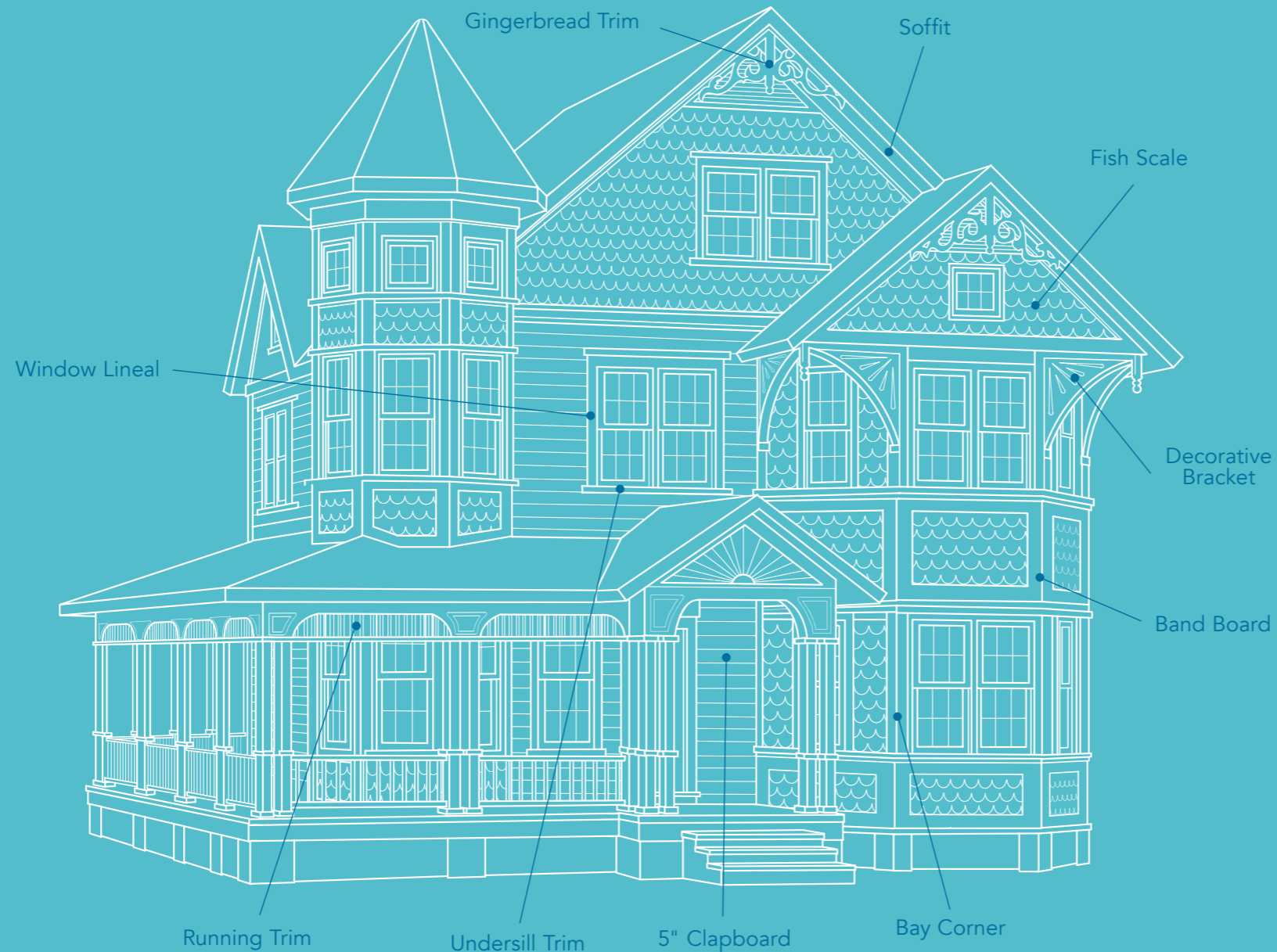
Defining Style
**QUEEN
ANNE**

[Contents](#)

[Architectural Styles](#)

[Product Overview](#)

[Photo Gallery](#)



Contents

Architectural Styles

Product Overview

Photo Gallery

Defining Style
QUEEN ANNE

The most common of all Victorian styles, Queen Anne houses are distinguished by a combination of seemingly disparate characteristics. In fact, Queen Anne style assumes an attitude of “almost anything goes.” The style features asymmetrical shapes, punctuated by steep roof pitches at various elevations. These shapes are partially defined by gables — usually including a dominant front-facing gable — combined with one or more polygonal, square, or round towers. Different wall textures, another defining attribute, are achieved with a mix of exterior cladding that may include clapboard, patterned masonry, brick, stone, and/or decorative shingles. The Queen Anne style also typically features a covered porch that often wraps around one or two sides.




Creating Style



> PROFILES

Queen Anne houses often feature clapboard as the dominant exterior cladding. Vinyl siding clapboard is available in a variety of configurations including 3" to 8" reveals. Beaded, Dutchlap, and board and batten profiles are also used.



> SHAPES

Specific areas of the exterior — such as gable façades and/or tower walls — are frequently accented by distinct shapes. Durable vinyl and other polymeric siding offer a diverse selection, including scallops, fish scale, octagon, hexagon, and mitered corner shingles.




> COLOR

What period would you like to reflect? Queen Anne houses of the late 1800s often were painted in multiple colors to draw attention to design elements. After 1900, whites and light creams dominated. Victorian color schemes commonly range from rich shades to bright jewel tones. Fortunately, vinyl siding has the color palette to match all, with more than 400 colors independently certified for color retention.



> TRIM AND ACCESSORIES

A wide array of ornate embellishments is available for use with vinyl and other polymeric siding, including gingerbread trim and fretwork, brackets, band board, crown molding, corner block and rosette, and bay corners. Structural accessories — both standard and decorative — such as columns and spindles for porches, beadboard for porch ceilings, and corner posts are also available.



Many historical Queen Anne homes feature a sunflower or sunburst appliqué — a symbol of life and creativity to preside over the household.

QUEEN ANNE COLOR PALETTE



Contents

Architectural Styles

Product Overview

Photo Gallery



Style Elements

Following is a listing of vinyl and other polymeric siding profiles, architectural trim, and accessories that are appropriate for the Queen Anne style.

TRADITIONAL PROFILES

CLAPBOARD

- Single 6"
- Single 7"*
- Single 8"
- Double 3"
- Double 4"*
- Double 4½"*
- Double 5"
- Double 6"*
- Double 7"*
- Triple 3"
- Triple 4"*
- Triple 6"*
- Quad 4"*

DUTCHLAP

- Double 4"
- Double 4½"*
- Double 5"*
- Double 5½"
- Triple 3"
- Triple 4"*
- Quad 4½"*

BEADED

- Single 6"
- Single 6½"*
- Single 7"

SPECIALTY PROFILES

SHINGLES/SHAPES

- Square
- Scallops – Rounds
- Scallops – Half Rounds
- Mitered Corner
- Octagon
- Fish Scale
- Half Cove
- Hexagon

BOARD AND BATTEN

- Single 6"
- Single 7"
- Single 8"

SOFFIT

SOLID

- Double 4"
- Double 5"
- Double 6"
- Triple 3½"
- Triple 4"
- Quad 4"

BEADED

- Double 4"
- Triple 2"
- Triple 2½"
- Triple 2¾"
- Triple 3"
- Triple 3½"

VENTILATED

- Double 5"
- Triple 4"

HIDDEN VENTILATED

- Triple 3½"
- Triple 4"

ARCHITECTURAL TRIM AND OTHER ACCESSORIES

DECORATIVE

- Band Board
- Corner Post
- Bay Corner
- Inside Corner
- Corner Block
- Rosette
- Shutters
- Lineal
- Windowsill Lineal
- Cornice Molding
- Cornice Receiver
- Crown Molding and Cap
- Soffit Crown Molding
- Dentil Molding
- Window Mantel
- Window Mantel with Dentil Trim
- Door Mantel
- Vent Cover
- Gingerbread
- Bracket

FUNCTIONAL

- Starter Strip
- F-Channel
- H-Channel/Trim
- J-Channel
- J-Channel Corner
- Flexible J-Channel
- Fascia
- Double Finish Trim
- Undersill/Finish Trim

[Contents](#)

[Architectural Styles](#)

[Product Overview](#)

[Photo Gallery](#)



*Insulated profiles available



Defining Style

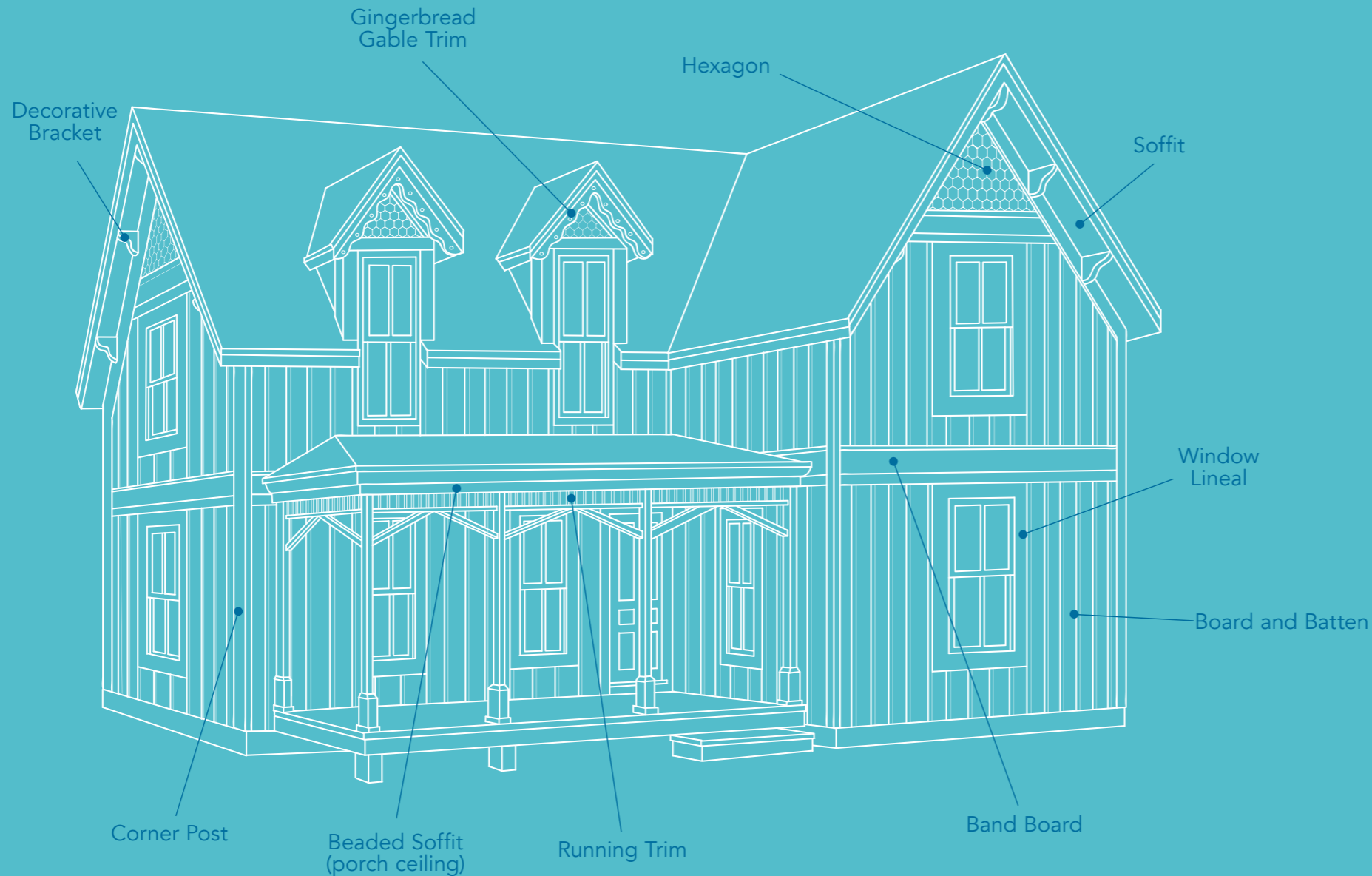
FOLK VICTORIAN

[Contents](#)

[Architectural Styles](#)

[Product Overview](#)

[Photo Gallery](#)



Contents

Architectural Styles

Product Overview

Photo Gallery

Defining Style

FOLK VICTORIAN

As Victorian styles designed by architects gained favor among wealthier families, lower echelons of the middle class hired carpenters to build simpler imitations in a style known as Folk Victorian. Similarities exist between Folk Victorian and Queen Anne styles, with the former being smaller and plainer. Unlike the Queen Anne style, Folk Victorian houses tend to have square, symmetrical shapes with L-shaped projections. But they share characteristics, such as a prominent front-facing gable, porches with spindlework, brackets under the eaves, and ornate trim. The growth of railroads and mass-produced building materials brought a variety of decorative detailing to the farmlands — and carpenters used whatever was available to accent the Folk Victorian houses they built.



Creating Style



> PROFILES

Folk Victorian houses often feature clapboard as the dominant exterior cladding. Vinyl siding clapboard comes in a variety of configurations, including 3" to 8" reveals. Board and batten, beaded, and Dutchlap styles are also used.




> SHAPES

Shakes or shingles are also fairly common as the primary exterior cladding for Folk Victorian houses. Durable vinyl and other polymeric siding come in an array of shakes and shingles.

> ACCENT CLADDING

When using standard clapboard on the main body of a Folk Victorian house, gables or accent walls may feature board and batten siding, shakes, shingles, or shapes. All these options are available in vinyl.




> COLOR

All colors are suitable for the Folk Victorian style. Vinyl siding offers a diverse and attractive color palette, including more than 400 colors certified for color retention.



> TRIM AND ACCESSORIES

A wide selection of architectural trim and accessories is available for use with vinyl and other polymeric siding. Options suited for Folk Victorian style include crown molding on fascia or frieze (or both), eave brackets, fretwork and bargeboards at gables, simple door or window crowns and lineals, band boards at foundation or between floors, simple corner block and rosette, spindles and fretwork at porches, and gable vent covers.



Flat, jigsaw-cut trim embellishes many Folk Victorian houses.

FOLK VICTORIAN COLOR PALETTE



Contents

Architectural Styles

Product Overview

Photo Gallery



Style Elements

Following is a listing of vinyl and other polymeric siding profiles, architectural trim, and accessories that are appropriate for the Folk Victorian style.

TRADITIONAL PROFILES

CLAPBOARD

- Single 6"
- Single 7"*
- Single 8"
- Double 3"
- Double 4"*
- Double 4½"*
- Double 5"
- Double 6"*
- Double 7"*
- Triple 3"
- Triple 4"*
- Triple 6"*
- Quad 4"*

DUTCHLAP

- Double 4"
- Double 4½"*
- Double 5"*
- Double 5½"
- Triple 3"
- Triple 4"*
- Quad 4½"*

BEADED

- Single 6"
- Single 6½"*
- Single 7"

SPECIALTY PROFILES

SHINGLES/SHAPES

- Square
- Scallops – Rounds
- Scallops – Half Rounds
- Mitered Corner
- Octagon
- Fish Scale
- Half Cove
- Hexagon

BOARD AND BATTEN

- Single 6"
- Single 7"
- Single 8"

SHAKE

- Straight Edge Shake 6"
- Staggered Shake 6"
- Straight Edge Shake 7"
- Staggered Shake 7"
- Straight Edge Shake 8"
- Staggered Shake 8"
- Straight Edge Shake 9"
- Staggered Shake 9"
- Staggered Shake 10"

SOFFIT

SOLID

- Double 4"
- Double 5"
- Double 6"
- Triple 3½"
- Triple 4"
- Quad 4"

BEADED

- Double 4"
- Triple 2"
- Triple 2½"
- Triple 2¾"
- Triple 3"
- Triple 3½"

VENTILATED

- Double 5"
- Triple 4"

HIDDEN VENTILATED

- Triple 3½"
- Triple 4"

ARCHITECTURAL TRIM AND OTHER ACCESSORIES

DECORATIVE

- Band Board
- Corner Post
- Bay Corner
- Inside Corner
- Corner Block
- Rosette
- Shutters
- Lineal
- Windowsill Lineal
- Cornice Molding
- Cornice Receiver
- Crown Molding and Cap
- Window Mantel
- Door Mantel
- Vent Cover
- Gingerbread
- Bracket

FUNCTIONAL

- Starter Strip
- F-Channel
- H-Channel/Trim
- J-Channel
- J-Channel Corner
- Flexible J-Channel
- Fascia
- Double Finish Trim
- Undersill/Finish Trim

[Contents](#)

[Architectural Styles](#)

[Product Overview](#)

[Photo Gallery](#)



*Insulated profiles available



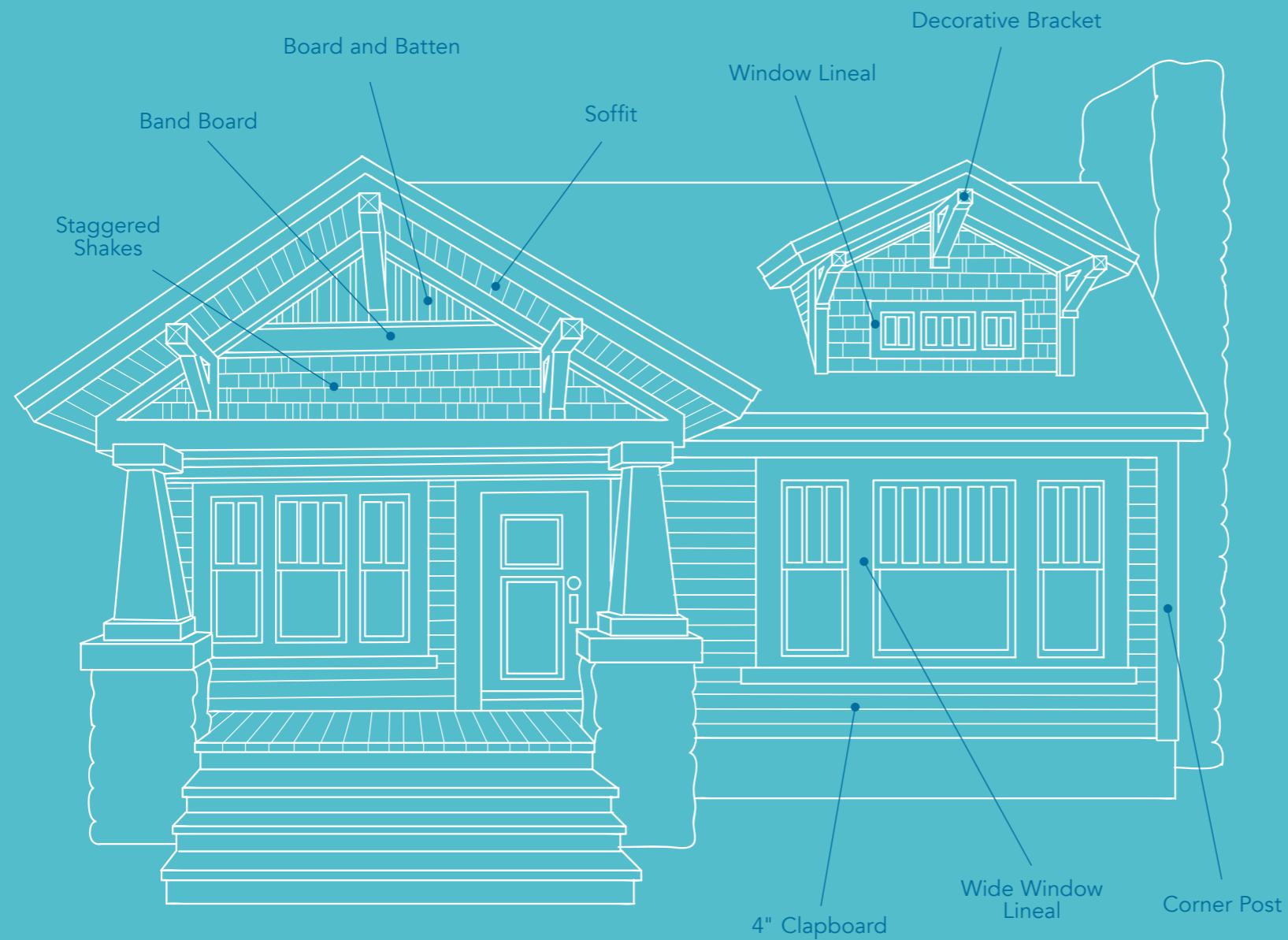
Defining Style
CRAFTSMAN

[Contents](#)

[Architectural Styles](#)

[Product Overview](#)

[Photo Gallery](#)



Contents

Architectural Styles

Product Overview

Photo Gallery

Defining Style **CRAFTSMAN**

The Craftsman style soared in popularity in the early 20th century. Craftsman houses — commonly one-story designs, often with a dormer — are characterized by a low-pitched gable roof, which may also be hipped. Wide eaves are unenclosed, typically featuring exposed rafters to show off the craftsmanship of the builder. Decorative (false) beams or brackets are often included under gables. Covered porches, either full- or partial-length, usually have roofs supported by tapered square columns with exaggerated bases that extend all the way to the ground. These columns may have decorative wood, stone, or cobblestone pillars or pedestals that contrast with clapboard exterior cladding.



Creating Style



> PROFILES

Craftsman houses often feature clapboard as the dominant exterior cladding. Vinyl siding clapboard is available in a variety of configurations including 3" to 8" reveals.



> SHAPES

Shakes or shingles are also fairly common as the primary exterior cladding for Craftsman houses. Vinyl and other polymeric siding are available in an array of shake and shingle profiles.

> ACCENT CLADDING

When using standard clapboard on the main body of a Craftsman house, gables or accent walls may feature board and batten siding, shakes, or shingles. All these options are available in vinyl and other polymeric cladding.



> COLOR

Craftsman houses tend to emphasize medium to dark color palettes in any color or neutral color palettes featuring earth tones. Vinyl siding is available in more than 400 colors with color retention certification, including many suited to the Craftsman style.



> TRIM AND ACCESSORIES

A wide selection of attractive trim and accessories is available for use with vinyl and other polymeric siding. Options suited for Craftsman style include heavy eave brackets (knee braces), "timbered" or simple door and window crowns and lineals; band boards at foundation or between floors, gable vent cover, often tied in with geometric gable embellishment, beaded soffit; and shingle or shake finish for massive column base piers.



Exposed roof rafters are frequently included to show off the craftsmanship inherent to the Craftsman style.

CRAFTSMAN COLOR PALETTE



Contents

Architectural Styles

Product Overview

Photo Gallery



Style Elements

Following is a listing of vinyl and other polymeric siding profiles, architectural trim, and accessories that are appropriate for the Craftsman style.

TRADITIONAL PROFILES

CLAPBOARD

- Single 6"
- Single 7"*
- Single 8"
- Double 3"
- Double 4"*
- Double 4½"
- Double 5"
- Double 6"*
- Double 7"*
- Triple 3"
- Triple 4"
- Triple 6"*
- Quad 4"*

SPECIALTY PROFILES

SHINGLES

- Square

BOARD AND BATTEN

- Single 6"
- Single 7"
- Single 8"

SHAKE

- Straight Edge Shake 6"
- Staggered Shake 6"
- Straight Edge Shake 7"
- Staggered Shake 7"
- Straight Edge Shake 8"
- Staggered Shake 8"
- Straight Edge Shake 9"
- Staggered Shake 9"
- Staggered Shake 10"

SOFFIT

SOLID

- Double 4"
- Double 5"
- Double 6"
- Triple 3½"
- Triple 4"
- Quad 4"

BEADED

- Double 4"
- Triple 2"
- Triple 2½"
- Triple 2⅔"
- Triple 3⅞"
- Triple 3"
- Triple 3½"

VENTILATED

- Double 5"
- Triple 4"

HIDDEN VENTILATED

- Triple 3½"
- Triple 4"

ARCHITECTURAL TRIM AND OTHER ACCESSORIES

DECORATIVE

- Band Board
- Corner Post
- Inside Corner
- Shutters
- Lineal
- Windowsill Lineal
- Cornice Molding
- Cornice Receiver
- Crown Molding and Cap
- Window Mantel
- Door Mantel
- Vent Cover
- Bracket

FUNCTIONAL

- Starter Strip
- F-Channel
- H-Channel/Trim
- J-Channel
- J-Channel Corner
- Flexible J-Channel
- Fascia
- Double Finish Trim
- Undersill/Finish Trim

[Contents](#)

[Architectural Styles](#)

[Product Overview](#)

[Photo Gallery](#)

Product Overview

Whatever house design you envision, vinyl and other polymeric siding, architectural trim, and accessories can help you achieve it.

With an incredibly diverse selection of profiles, colors, finishes, trim, and accessories, vinyl and other polymeric siding offer the variety and versatility to suit a sweeping range of architectural styles and design tastes.

In fact, vinyl siding is available in more profiles than any other cladding on the market. Using the latest technology, vinyl siding manufacturers have recreated the fine wood exteriors of the past that work beautifully with many architectural styles from historic to contemporary. And vinyl siding is available in a broad and ever-increasing spectrum of colors, including traditional pastels and earth tones as well as darker color options featuring barn reds, hunter greens, deep blues, and more.

An overview of traditional and specialty vinyl siding profiles, vinyl soffit, architectural trim and accessories, colors, and textures follows.



Vinyl and other polymeric siding offer the versatility to suit a sweeping range of styles and tastes.

TRADITIONAL PROFILES

SPECIALTY PROFILES

SOFFIT

ARCHITECTURAL
TRIM AND OTHER
ACCESSORIES

Details of which vinyl and other polymeric siding products can be used for select architectural styles can be found within the Architectural Styles section.

Contents

Architectural Styles

Product Overview

Photo Gallery



TRADITIONAL PROFILES

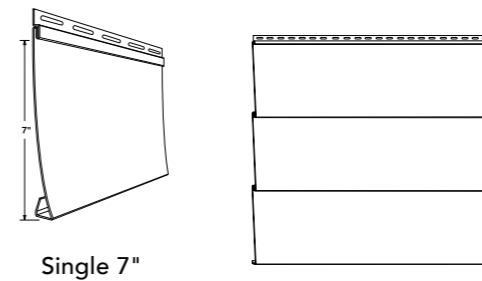
Three vinyl siding profiles dominate — clapboard, Dutchlap, and beaded. These profiles are easily distinguishable from each other and have varied historic and geographic roots. Their versatility leads to applications in many of the classically derived architectural styles, including Georgian, Adam, Greek Revival, Queen Anne, and Folk Victorian.

Clapboard

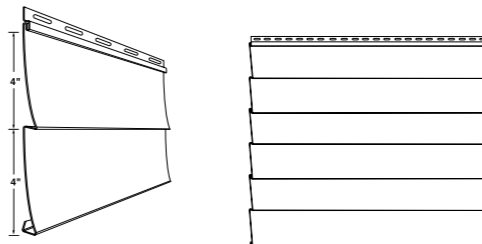
Clapboard siding was originally made by Native Americans with the timber from the land on which they built their dwellings. This tradition continued for centuries until modern industry, economics, and home building techniques took over. Clapboard was also used in certain parts of Europe where wood-framed construction was more dominant.

Vinyl siding clapboard profiles are available in single, double, and triple “courses,” or rows and at varying heights, or “reveals” on each profile. Examples of popular clapboard profiles are shown below.

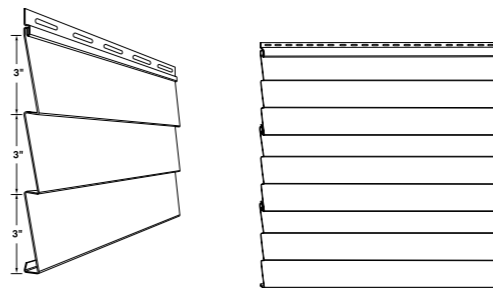
Single	Double	Triple
Single 6"	Double 3"	Triple 3"
Single 7"	Double 4"	Triple 4"
Single 8"	Double 4½"	
	Double 5"	
	Double 6"	



Single 7"



Double 4"



Triple 3"

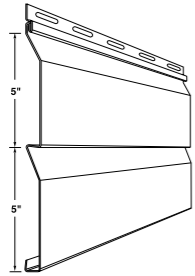
[Contents](#)

[Architectural Styles](#)


[Product Overview](#)

[Photo Gallery](#)

TRADITIONAL PROFILES



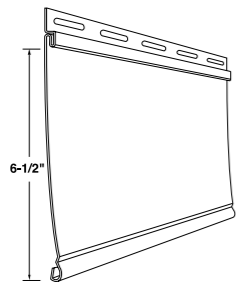
Double 5"



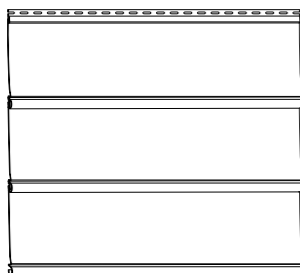
Dutchlap

Dutchlap siding was popularized in the Mid-Atlantic region of the United States during early settler days, although its origin dates back to northern Europe in areas where wood construction was most popular. Dutchlap siding provides strong shadow lines and is a popular alternative to the standard clapboard façade.

Similar to clapboard, Dutchlap vinyl siding profiles have multiple courses with typical reveals of three to five inches.



Single 6½"



Beaded

Beaded siding was developed to provide even more dramatic shadow lines by adding a rounded bead at the bottom of a single clapboard course. This attractive variation on traditional clapboard siding originated in the southern United States and was commonly used on buildings that pre-date 1800.

Beaded vinyl siding precisely replicates the handcrafted bead that was originally produced in wood. The reveals are typically six to seven inch single courses.

Double

Double 4"
Double 4½"
Double 5"
Double 6"

Triple

Triple 3"
Triple 4"

Single

Single 6"
Single 6½"
Single 7"

[Contents](#)

[Architectural Styles](#)

[Product Overview](#)

[Photo Gallery](#)

Insulated Siding

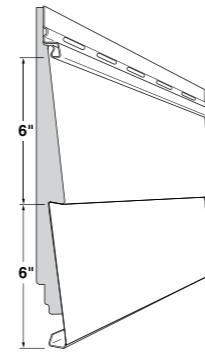
Insulated siding is one of the fastest growing product innovations on the market. Manufacturers now offer insulated siding to meet growing consumer demand for energy saving products. In addition to increasing the exterior wall's R-value, insulated siding improves impact resistance and helps replicate the feel of a solid wood plank — delivering a combination of energy efficiency, durability, and lasting curb appeal.

Insulated siding is vinyl siding with rigid foam insulation that is laminated or permanently attached to the cladding for a one-piece siding and insulation system. Insulated siding is available in a variety of profiles and reveals.

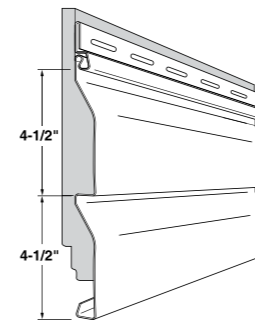
Many manufacturers also offer siding insulation, a rigid foam backer that is custom-contoured to the vinyl siding profile and is placed behind the siding during installation.

Dutchlap

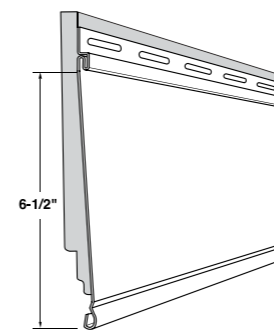
Single	Double	Triple	Quad
Single 7"	Double 4"	Triple 4"	Quad 4"
	Double 4½"	Triple 6"	
	Double 6"		
	Double 7"		



Insulated Siding – Clapboard



Insulated Siding – Dutchlap



Insulated Siding – Beaded

[Contents](#)

[Architectural Styles](#)

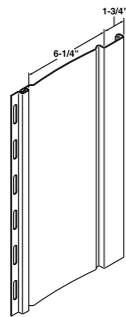
[Product Overview](#)

[Photo Gallery](#)

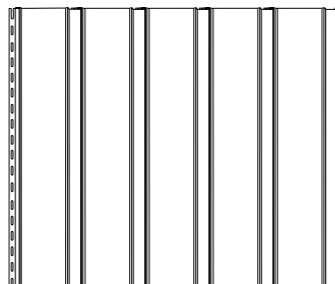
SPECIALTY PROFILES

Vinyl and other polymeric siding are the only exterior claddings that comprehensively recreate the specialty profiles that are frequently associated with Cape Cod, Queen Anne and Folk Victorian, Craftsman, Shingle, and other derivatives of Classical Architecture.

These Specialty Profiles come in three main categories: vertical siding, shingles/shapes, and shakes.



Board and Batten 8" Reveal



Vertical

Vertical siding has been used on many different architectural styles dating back to medieval times. Stemming from traditions in the Midwest, mountain regions, and West Coast, vertical siding has gained popularity throughout the United States and Canada. Architectural styles using vertical siding include Stick, Folk Victorian, Tudor, and Craftsman.

Today's vinyl siding accurately reproduces the increasingly popular board and batten profile consisting of alternating wide and narrow panels. Some vinyl soffit can also be applied vertically. These applications are often used as accents, but are also used in whole house applications.

Vertical vinyl siding is typically specified by profile and reveal.

Board and Batten 6" Reveal

Board and Batten 7" Reveal

Board and Batten 8" Reveal

[Contents](#)

[Architectural Styles](#)

[Product Overview](#)

[Photo Gallery](#)



Shingles/Shapes

Shingle siding gained popularity in the late 19th century, mainly in the northeastern United States. This type of profile is now widely used in areas where certain architectural styles — such as Cape Cod, Queen Anne, and Craftsman — are dominant. Shingle siding is used in whole house applications or as an accent, most commonly on gables and dormers. These profiles add distinction to a design and greatly enhance curb appeal.

Because of the versatility of the technology, vinyl and other polymeric siding can comprehensively recreate a great variety of shingle profiles in this creative cladding type. These profiles are typically manufactured as a single or double course with reveals of five to nine inches. They are usually specified by the shape they replicate. Examples of shingle profiles are shown below.

Scallops – Rounds or Half Rounds

Hexagon

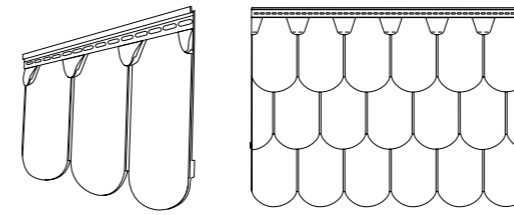
Half Cove

Square

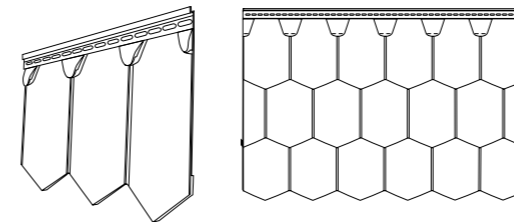
Octagon

Mitered Corner

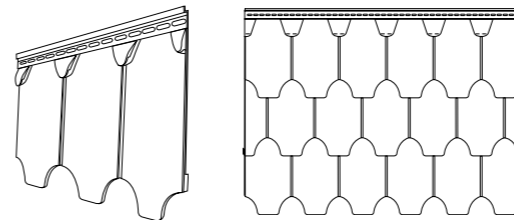
Fish Scale



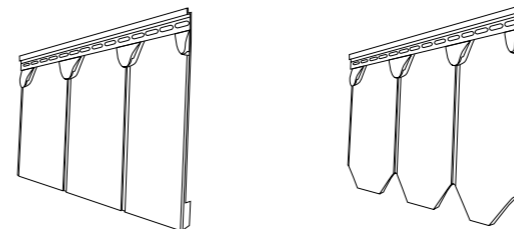
Scallops – Rounds




Hexagon



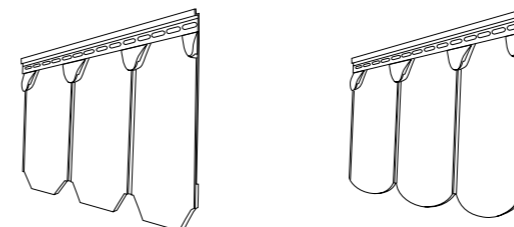
Half Cove




Shingles – Square



Octagon



Mitered Corner



Fish Scale


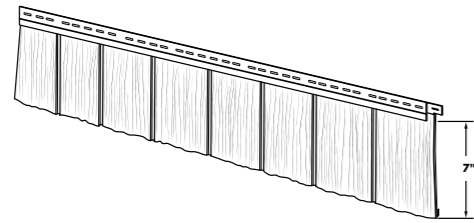
[Contents](#)

[Architectural Styles](#)


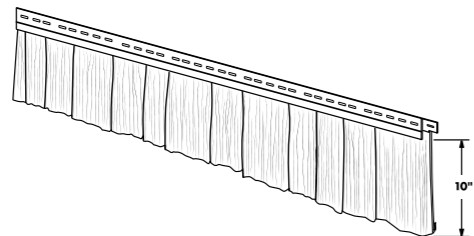
[Product Overview](#)

[Photo Gallery](#)

SPECIALTY PROFILES



Straight Edge Shake 7"



Staggered Shake 10"

Shake

Early craftsmen in the Northwest and Eastern seaboard of the United States hand split cedar shakes to protect their dwellings from harsh environments. Today, shakes are used to achieve a natural look and can be used for whole house applications and as an accent on gables and other sections of the façade.

Vinyl and other polymeric shakes have gained popularity and can be used in combination with other cladding materials on a variety of architectural styles. Combinations of materials — such as shake siding and stone — seem to be especially popular because of the rustic nature of both products.

Vinyl and other polymeric shakes offer the authentic appearance of rugged, hand-cut cedar without the maintenance hassles associated with wood. Vinyl and other polymeric shake profiles are typically manufactured as a single or double course with reveals of six to ten inches and are offered in straight edge or staggered courses.

Staggered Shake 6"

Staggered Shake 8"

Straight Edge Shake 7"

Straight Edge Shake 9"

Staggered Shake 7"

Staggered Shake 9"

Straight Edge Shake 8"

Staggered Shake 10"

[Contents](#)

[Architectural Styles](#)

[Product Overview](#)

[Photo Gallery](#)



SOFFIT

Soffit is used to provide a finishing touch on horizontal surfaces such as eaves, porch ceilings, and entryways. Soffit also serves the functional purpose of providing air flow needed for attic ventilation.

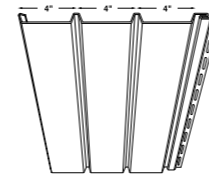
Soffit

Vinyl soffit comes in several varieties — solid, beaded, ventilated, and hidden ventilated — and is specified by reveal and style. Vinyl soffit is available in a variety of colors, the most popular choice being white.

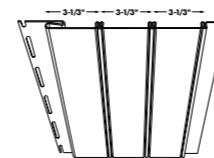
Some solid vinyl soffit can also be used for vertical siding applications.

Double	Triple	Quad
Double 4" Solid	Triple 3 1/3" Solid	Quad 4" Solid
Double 5" Solid	Triple 4" Solid	
Double 6" Solid		

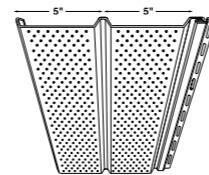
Double	Triple	
Double 4" Beaded	Triple 2" Beaded	Triple 2 3/8" Beaded
Double 5" Solid	Triple 2 1/3" Beaded	Triple 3" Beaded
Double 6" Solid	Triple 2 2/3" Beaded	Triple 3 1/3" Beaded



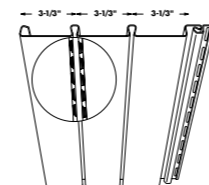
Triple 4" Solid



Triple 3 1/3" Beaded



Double 5" Ventilated



Triple 3 1/3" Hidden Ventilated

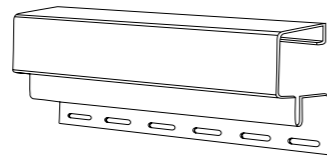
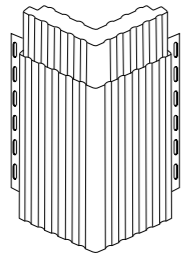
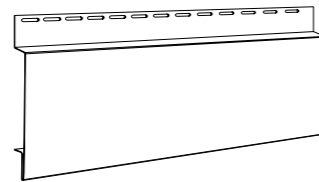
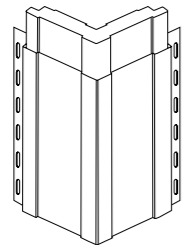
[Contents](#)

[Architectural Styles](#)

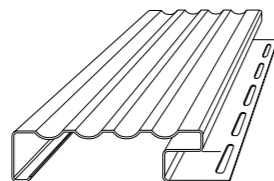
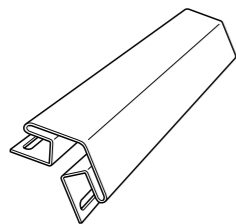
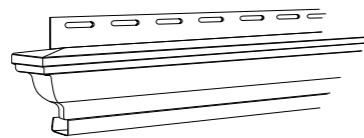
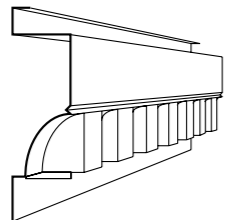
[Product Overview](#)

[Photo Gallery](#)

ARCHITECTURAL TRIM AND OTHER ACCESSORIES



Complete the design vision with architectural trim and accessories.



Distinctive designs cannot be achieved with siding profiles alone. Trim and accessories complete the design vision and enhance all architectural styles. Architectural trim and accessories for vinyl and other polymeric siding are designed to recreate trim styles that complement exterior cladding and overall house design. Virtually any type of trim or accessory that has been traditionally produced in wood is now available in vinyl and other maintenance-free materials — without the wood-based worries of painting, swelling, cracking, warping, or insects.

Architectural trim and other accessories can be applied on the base, on the frieze, and on everything in between. The range of architectural trim and accessories includes door and window trim, molding, corners, and a variety of decorative accents.

The *Vinyl Siding Installation Manual* located on the VSI website provides details on how to accurately apply trim and accessories, along with vinyl siding.

Examples of the multitude of trim and accessories available for use with vinyl and other polymeric siding are listed in this section.

[Contents](#)

[Architectural Styles](#)

[Product Overview](#)

[Photo Gallery](#)

Decorative Architectural Trim

Band (Belly) Board

Typically 5" – 6" reveal, can be used as a starter course for siding, a frieze board, a bold line separating levels of a house, or a transition piece in installations where siding alternates between horizontal, vertical, and/or specialty profiles.

Corner Post

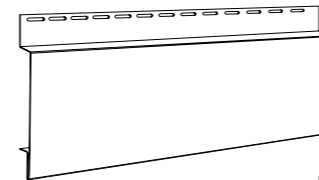
Ranging from 3" – 5", standard corner treatment, receives siding profiles.

Beaded Corner Post

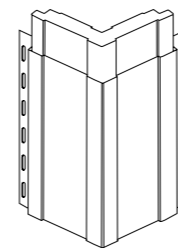
Corner treatment with beaded insert, receives siding profiles. Available as one-piece or a three-piece system in which the beaded insert can be a different color for added architectural detail.

Fluted Corner Post

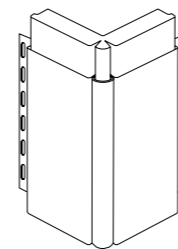
Fluted design corner treatment, receives siding profiles.



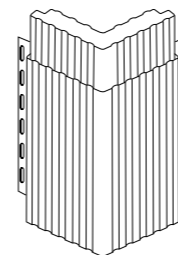
Band Board



Corner Post



Beaded Corner Post



Fluted Corner Post

[Contents](#)

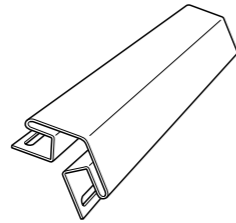
[Architectural Styles](#)

[Product Overview](#)

[Photo Gallery](#)

ARCHITECTURAL TRIM AND OTHER ACCESSORIES

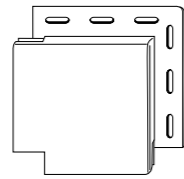
Bay Corner



Bay Corner

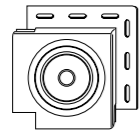
Outside corner, receives siding profiles for installations with bay or bow windows.

Corner Block



Corner Block

Fits at window corner and receives lineals.

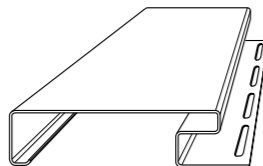


Rosette

Rosette

Snaps onto corner block for a decorative window treatment.

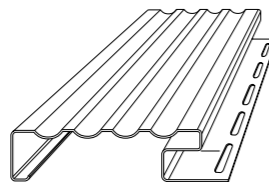
Lineal



Lineal

Ranging from 3½" – 5", used for window and door surrounds.

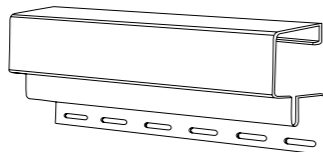
Fluted Lineal



Fluted Lineal

Ranging from 3½" – 5", used for windows and door surrounds.

Windowsill Lineal



Windowsill Lineal

Decorative trim at bottom of window.

[Contents](#)

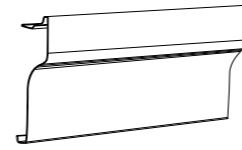
[Architectural Styles](#)

[Product Overview](#)

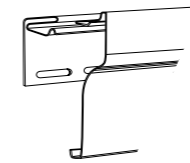
[Photo Gallery](#)

Cornice Molding

Held in place by the F-Channel, finishes the topmost siding profile.

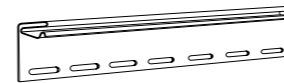


Cornice Molding



Cornice Receiver

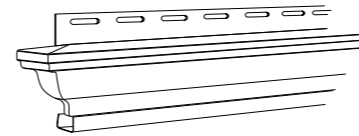
Installed under eaves to receive the cornice molding. Also receives band board and finish board.



Cornice Receiver

Crown Molding and Cap

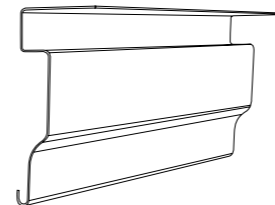
Used in conjunction with 3½" – 5" lineals and J-Channel to create a custom-molded window or door header.



Crown Molding and Cap

Soffit Crown Molding

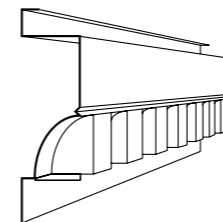
Provides decorative receiving channel for soffit eaves or at porch ceilings.



Soffit Crown Molding

Dentil Molding

Decorative trim used on frieze.



Dentil Molding

[Contents](#)

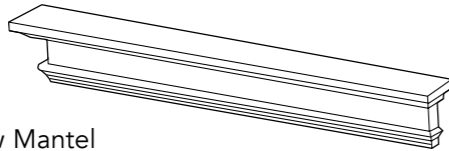
[Architectural Styles](#)

[Product Overview](#)

[Photo Gallery](#)

ARCHITECTURAL TRIM AND OTHER ACCESSORIES

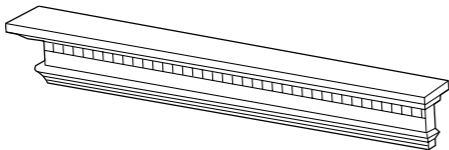
Window Mantel



Window Mantel

Decorative window trim.

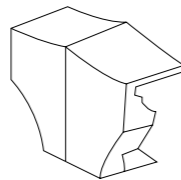
Window Mantel with Dentil Trim



Window Mantel with Dentil Trim

Decorative window trim.

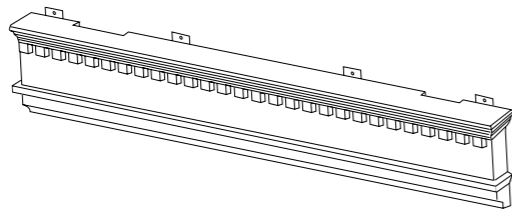
Keystone



Keystone

Decorative trim used with window mantels.

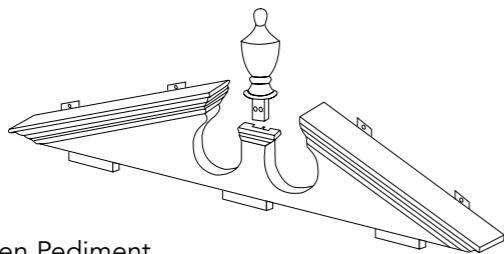
Door Mantel



Door Mantel

Decorative door header, typically 3" – 5"

Broken Pediment



Broken Pediment

Decorative door header used with door mantel.

[Contents](#)

[Architectural Styles](#)

[Product Overview](#)

[Photo Gallery](#)

ARCHITECTURAL TRIM AND OTHER ACCESSORIES

Pilaster Cap

Decorative door surround.

Pilaster Base

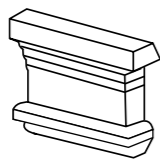
Decorative door surround.

Pilaster

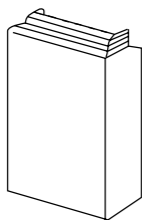
Decorative door surround.

Vent Cover


Decorative cover for vents, available in several geometric shapes.



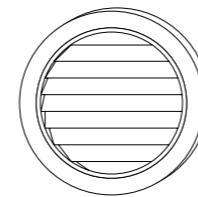
Pilaster Cap



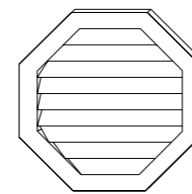
Pilaster Base



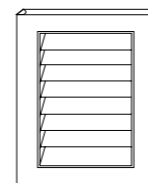
Pilaster



Round Vent Cover



Octagonal Vent Cover



Rectangular Vent Cover

[Contents](#)


[Architectural Styles](#)

[Product Overview](#)

[Photo Gallery](#)

ARCHITECTURAL TRIM AND OTHER ACCESSORIES

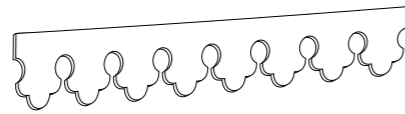
Gable Trim



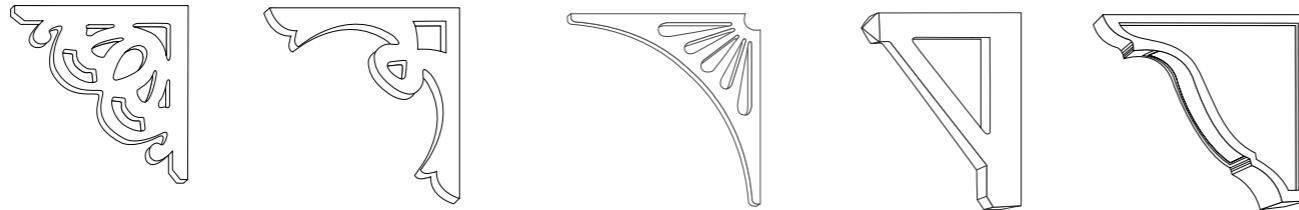
Gingerbread

Decorative trim used in gables and on cornice as an architectural accent. Available in a variety of styles.

Running Trim



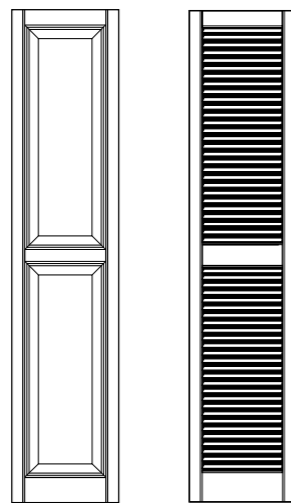
Bracket



Bracket

Decorative eave trim used as an architectural accent. Available in a variety of styles.

Shutter



Shutter

Decorative window accent available in a wide range of design and color options to complement virtually any architectural style. Many vinyl siding manufacturers offer shutters in colors that coordinate with their vinyl siding profiles.

[Contents](#)

[Architectural Styles](#)

[Product Overview](#)

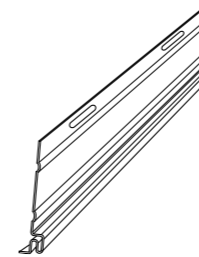
[Photo Gallery](#)

Functional Accessories

Refer to the Vinyl Siding Installation Manual located on the VSI website for proper installation techniques.

Starter Strip

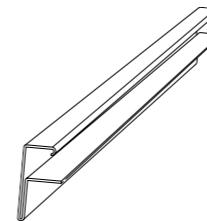
Secures first course of siding to the house.



Starter Strip

F-Channel

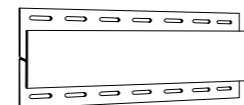
Ranging from $\frac{3}{4}$ " – $1\frac{1}{2}$ ", provides a receiving channel for soffit installed at an open eave. Wide face versions are also available to add an attractive finish at doors and windows.



F-Channel

H-Channel/Trim

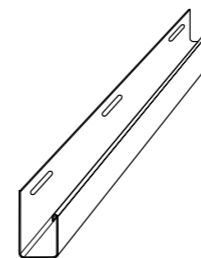
A molding for receiving soffit panels that join at squared or mitered corners. Also used as a vertical divider in vertical and horizontal siding applications.



H-Channel

J-Channel


Ranging from $\frac{3}{8}$ " – $1\frac{1}{2}$ ", provides a channel to receive siding along doors, windows, eave lines, and rake edges of gables.



J-Channel

J-Channel Corner

Covers and connects corners where J-Channel comes together around windows, doors, and accessories for easy, attractive installation. Available in a wide array of colors to match most brands of vinyl siding.



J-Channel Corner

[Contents](#)

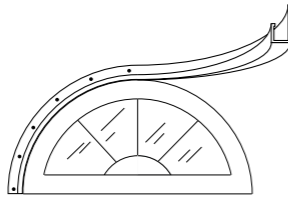
[Architectural Styles](#)

[Product Overview](#)

[Photo Gallery](#)

ARCHITECTURAL TRIM AND OTHER ACCESSORIES


Flexible J-Channel



Flexible J-Channel

Specialized siding receiving trim for use around curved windows and vent covers.

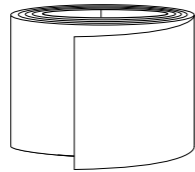
Fascia



Fascia

Installed with or without F-Channel and finish trim to provide a maintenance-free fascia board.

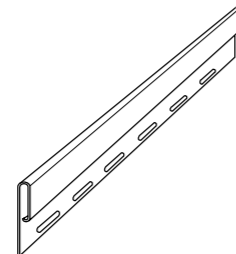
Trim Coil



Trim Coil

Used to finish soffit and fascia. Typically available in 24" wide x 50' rolls with acrylic or PVC coated finishes.

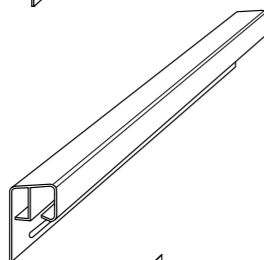
Undersill/Finish Trim



Undersill/Finish Trim

Used to receive siding along tops of walls and beneath windows where siding must be cut to fit.

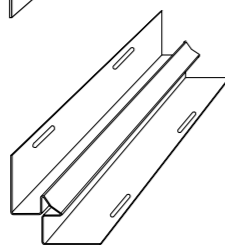
Double Finish Trim



Double Finish Trim

Maintains proper siding pitch for siding profiles that must be cut to fit under windows and eaves.

Inside Corner



Inside Corner

Provides channels to receive siding at the inside corner of two adjoining walls.

[Contents](#)

[Architectural Styles](#)

[Product Overview](#)

[Photo Gallery](#)


Color

Today, vinyl and other polymeric siding are available in a vast spectrum of colors to suit any style or taste — from varying shades of white to deep reds, blues, and greens, and everything in between. Here is just a sampling of the diverse colors you'll find among vinyl siding's versatile palette.

The vinyl siding industry has achieved this versatility through advanced color formulation methods and constant testing in the most challenging climates. In addition, unlike other exterior claddings, no additional finish resources like painting are necessary, adding to the sustainability of vinyl siding.

As part of the *VSI Product Certification Program*, vinyl siding colors can be certified to meet or exceed the color retention requirements of *ASTM D6864* or *ASTM D7251*, if they already meet the performance requirements of *ASTM D3679*. Colors certified through VSI's program will resist major color changes in a variety of climates, based on outdoor weathering studies. More than 400 vinyl siding colors have been certified for color retention.

Vinyl and other polymeric siding manufacturers can provide complete color selections for their product lines. A listing of manufacturers and their websites can be found in the [Appendix](#).



[Contents](#)

[Architectural Styles](#)

[Product Overview](#)


[Photo Gallery](#)

Texture

Vinyl and other polymeric siding profiles are available in varying textures from deep woodgrain to smooth, which replicates sanded, sealed, and painted wood.

Specialty profiles, like shakes and shingles, are also available in a variety of textures to simulate authentic cedar shakes. You will see names like hand split, rough split, and rough sawn, among others.

This assortment of textures makes vinyl and other polymeric siding suitable for a wide range of architectural styles. For instance, smooth or sanded woodgrain textures are ideal to showcase on the monolithic exteriors of Greek Revival, Italianate, or Georgian houses. Textured shingles, shakes, or other shapes can contribute significantly to the eclectic patterns that embellish Queen Anne and Folk Victorian gables and façades. The rugged textures that simulate rough hewn cedar shakes can enhance the rustic look of Cape Cod or Craftsman styles. Best of all, low-maintenance vinyl and other polymeric siding can recreate the various looks of wood without the worries of rotting, swelling, warping, chipping, peeling, fading, or insect infestation.



Smooth



Woodgrain



Rough Sawn


[Contents](#)

[Architectural Styles](#)

[Product Overview](#)

[Photo Gallery](#)

Photo Gallery



Cape Cod



French Colonial



Georgian



Federal/Adam



Greek Revival



Italianate



Queen Anne



Folk Victorian



Craftsman

[Contents](#)

[Architectural Styles](#)

[Product Overview](#)

[Photo Gallery](#)



[Contents](#)

[Architectural Styles](#)

[Product Overview](#)

[Photo Gallery](#)

Cape Cod

Profile


- Straight Edge Shake
- Beaded

Accent

- Scallops

Trim

- Window Lineals
- Beaded Corner Posts
- Cornice Molding





[Contents](#)

[Architectural Styles](#)

[Product Overview](#)

[Photo Gallery](#)


Cape Cod

Profile

- Straight Shake

Trim

- Shutters
- Inside Corner





[Contents](#)

[Architectural Styles](#)

[Product Overview](#)

[Photo Gallery](#)


Cape Cod

Profile

- Clapboard

Trim

- Column Wraps
- Fluted Pilaster Set
- Decorative Door Mantel
- Corner Posts
- Shutters





[Contents](#)

[Architectural Styles](#)

[Product Overview](#)

[Photo Gallery](#)

Cape Cod

Profile

- Clapboard

Trim

- Crown Window Molding
- Keystone
- Broken Pediment
- Dentil Molding
- Shutters
- Door Mantel
- Pilaster Set
- Beaded Corner Posts





[Contents](#)

[Architectural Styles](#)

[Product Overview](#)

[Photo Gallery](#)


Cape Cod

Profile

- Split Shake

Trim

- Crown Window Molding
- Window Lineals
- Wide Corner Posts
- Gable Vent Cover
- Shutters





[Contents](#)

[Architectural Styles](#)

[Product Overview](#)

[Photo Gallery](#)

Cape Cod

Profile

- Clapboard

Trim

- Window Lineals
- Pilaster Set
- Shutters





[Contents](#)

[Architectural Styles](#)

[Product Overview](#)

[Photo Gallery](#)

French Colonial

Profile


- Dutchlap

Accent

- Single 7" Split Shake

Trim

- Corner Posts
- Band Board
- Column Wraps
- Inside Corners
- Shutters





[Contents](#)

[Architectural Styles](#)

[Product Overview](#)

[Photo Gallery](#)

French Colonial

Profile

- Clapboard

Trim

- Pilaster Set
- Crown Door Mantel
- Crown Window Mantel
- Keystone
- Dentil Molding
- Shutters
- Post Wraps





[Contents](#)

[Architectural Styles](#)

[Product Overview](#)

[Photo Gallery](#)

French Colonial

Profile

- Clapboard

Trim

- Window Lineals
- Corner Posts
- Door Surround
- Shutters





[Contents](#)

[Architectural Styles](#)

[Product Overview](#)

[Photo Gallery](#)

French Colonial

Profile

- Dutchlap

Accent

- Split Shake

Trim

- Window Lineals
- Column Wraps





[Contents](#)

[Architectural Styles](#)

[Product Overview](#)

[Photo Gallery](#)

French Colonial

Profile

- Clapboard

Trim

- Band Board
- Corner Posts
- Column Wraps
- Shutters





[Contents](#)

[Architectural Styles](#)

[Product Overview](#)

[Photo Gallery](#)


Georgian

Profile

- Clapboard

Trim

- Corner Posts
- Fluted Pilaster Set
- Band Board
- Shutters





[Contents](#)

[Architectural Styles](#)

[Product Overview](#)

[Photo Gallery](#)



Georgian

Profile

- Beaded

Trim

- Dentil Molding
- Window Crown Molding
- Keystone
- Corner Posts
- Column Wraps
- Shutter





[Contents](#)

[Architectural Styles](#)

[Product Overview](#)

[Photo Gallery](#)



Georgian

Profile

- Clapboard

Trim

- Dentil Molding
- Window Crown Molding
- Keystone
- Corner Posts
- Column Wraps
- Shutter





[Contents](#)

[Architectural Styles](#)

[Product Overview](#)

[Photo Gallery](#)

Georgian

Profile

- Clapboard

Trim

- Pilaster Set
- Broken Pediment
- Crown Window Mantel
- Keystone
- Window Lineals
- Corner Posts





[Contents](#)

[Architectural Styles](#)

[Product Overview](#)

[Photo Gallery](#)


Georgian

Profile

- Staggered Shake

Trim

- Fluted Pilaster Set
- Crown Window Mantel
- Window Lineals
- Corner Posts
- Shutters
- Column Wraps





[Contents](#)

[Architectural Styles](#)

[Product Overview](#)

[Photo Gallery](#)



Georgian

Profile

- Clapboard

Trim

- Pilaster Set
- Crown Window Mantel
- Window Lineals
- Crown Door Mantel
- Corner Posts
- Shutters
- Dentil Molding





[Contents](#)

[Architectural Styles](#)

[Product Overview](#)

[Photo Gallery](#)

Federal/Adam

Profile

- Clapboard

Trim

- Pilaster Set
- Broken Pediment
- Crown Window Mantel
- (Garage)
- Keystone
- Window Lineals
- Corner Posts





[Contents](#)

[Architectural Styles](#)

[Product Overview](#)

[Photo Gallery](#)

Federal/Adam

Profile

- Clapboard

Trim

- Dentil Molding
- Window Crown Molding
- Keystone
- Corner Posts
- Column Wraps
- Shutter





[Contents](#)

[Architectural Styles](#)

[Product Overview](#)

[Photo Gallery](#)

Federal/Adam

Profile

- Hand Split Shake

Trim

- Crown Window Molding
- Corner Posts
- Window Lineals
- Band Board
- Column Wraps
- Shutters





[Contents](#)

[Architectural Styles](#)

[Product Overview](#)

[Photo Gallery](#)


Federal/Adam

Profile

- Beaded

Trim

- Crown Window Molding
- Door Surrounds
- Corner Posts
- Shutters



Profile

- Clapboard

Trim

- Pilaster Set
- Broken Pediment
- Crown Window Molding
- Keystone
- Corner Posts
- Shutters
- Column Wrap
- Dentil Molding



[Contents](#)

[Architectural Styles](#)

[Product Overview](#)

[Photo Gallery](#)

Greek Revival





[Contents](#)

[Architectural Styles](#)

[Product Overview](#)

[Photo Gallery](#)

Greek Revival

Profile

- Clapboard

Trim

- Beaded Corners
- Wide Window Lineals
- Crown Window Molding
- Keystone
- Pilaster Set
- Dentil Molding
- Shutters





[Contents](#)

[Architectural Styles](#)

[Product Overview](#)

[Photo Gallery](#)

Greek Revival

Profile

- Clapboard

Trim

- Corner Posts
- Shutters
- Column Wrap
- Dentil Molding
- Vent Cover



Profile

- Beaded

Trim

- Pilaster Set
- Broken Pediment
- Crown Window Molding
- Shutters
- Column Wrap



Greek Revival



[Contents](#)

[Architectural Styles](#)

[Product Overview](#)

[Photo Gallery](#)



[Contents](#)

[Architectural Styles](#)

[Product Overview](#)

[Photo Gallery](#)

Greek Revival

Profile

- Clapboard

Trim

- Crown Molding
- Window Lineals
- Wide Corner Posts
- Band Board
- Column Wraps



Contents

Architectural Styles

Product Overview

Photo Gallery

Profile

- Clapboard

Trim

- Crown Window Molding
- Pilaster Set
- Shutters
- Band Board
- Fluted Corner Posts



Greek Revival





[Contents](#)

[Architectural Styles](#)

[Product Overview](#)

[Photo Gallery](#)

Italianate

Profile

- Clapboard

Accent

- Beaded Soffit

Trim

- Gable Brackets
- Crown Window Molding
- Decorative Brackets





[Contents](#)

[Architectural Styles](#)

[Product Overview](#)

[Photo Gallery](#)

Italianate

Profile

- Clapboard

Trim

- Gable Brackets
- Window Surrounds
- Door Surrounds
- Porch Posts
- Band Board



Contents

Architectural Styles

Product Overview

Photo Gallery

Profile

- Clapboard

Accent

- Beaded Soffit

Trim

- Gable Brackets
- Window Surrounds
- Porch Posts
- Band Board



Italianate





[Contents](#)

[Architectural Styles](#)

[Product Overview](#)

[Photo Gallery](#)

Queen Anne

Profile



- Clapboard

Accent

- Half Rounds
- Board and Batten

Trim

- Fluted Window Lineals
- Fluted Corner Posts
- Crown Door Molding
- Column Wraps





[Contents](#)

[Architectural Styles](#)

[Product Overview](#)

[Photo Gallery](#)

Queen Anne

Profile

- Clapboard

Accent

- Half Rounds
- Board and Batten

Trim

- Fluted Window Lineals
- Fluted Corner Posts
- Crown Door Molding
- Column Wraps



[Contents](#)

[Architectural Styles](#)

[Product Overview](#)

[Photo Gallery](#)

Profile

- Clapboard

Accent

- Half Rounds
- 7" Shingle

Trim

- Window Lineals
- Crown Window Molding
- Corner Block
- Rosettes
- Beaded Corner with Insert



Queen Anne





[Contents](#)

[Architectural Styles](#)

[Product Overview](#)

[Photo Gallery](#)

Queen Anne

Profile

- Clapboard

Accent

- Half Rounds

Trim

- Window Lineals
- Crown Window Molding
- Band Board
- Porch Posts



VINYL
SIDING
INSTITUTE™



[Contents](#)

[Architectural Styles](#)

[Product Overview](#)

[Photo Gallery](#)

Queen Anne

Profile

- Straight Edge Shingle

Accent

- Straight Edge Shake

Trim

- Vent Cover
- Shutters
- Porch Posts
- Bay Corner



Contents

Architectural Styles

Product Overview

Photo Gallery

Profile

- Clapboard

Accent

- Half Rounds

Trim

- Gingerbread Trim
- Ventilated Soffit
- Fluted Corner Post
- Shutters



Queen Anne





Profile

- Straight Edge Shingle

Accent

- Half Rounds

Trim

- Crown Window Molding
- Wide Window Lineals
- Window Sill Lineals
- Porch Posts
- Running Trim
- Bay Corner

Contents

Architectural Styles

Product Overview

Photo Gallery

Queen Anne





Profile

- Straight Edge Shingles

Accent

- Half Rounds

Trim

- Window Lineals
- Porch Posts
- Running Trim

Queen Anne



[Contents](#)

[Architectural Styles](#)

[Product Overview](#)

[Photo Gallery](#)



Contents

Architectural Styles

Product Overview

Photo Gallery

Profile

- Clapboard

Accent

- Shingles
- Half Rounds

Trim

- Window Lineals
- Gingerbread Trim
- Decorative Brackets
- Beaded Corner Posts



Folk Victorian





[Contents](#)

[Architectural Styles](#)

[Product Overview](#)

[Photo Gallery](#)


Folk Victorian

Profile

- Clapboard

Trim

- Decorative Brackets
- Crown Window Molding
- Band Board
- Window Lineals
- Corner Posts



VINYL
SIDING
INSTITUTE™



[Contents](#)

[Architectural Styles](#)

[Product Overview](#)

[Photo Gallery](#)

Folk Victorian

Profile

- Clapboard

Accent

- Fish Scale

Trim

- Gingerbread Trim (Gable and Running)
- Gable Vent
- Band Board
- Corner Posts





[Contents](#)

[Architectural Styles](#)

[Product Overview](#)

[Photo Gallery](#)

Folk Victorian

Profile


- Clapboard

Accent

- Scallops

Trim

- Crown Window Mantel
- Keystone
- Bay Corner
- Gable Trim
- Ventilated Soffit
- Fascia



VINYL
SIDING
INSTITUTE™



[Contents](#)

[Architectural Styles](#)

[Product Overview](#)

[Photo Gallery](#)

Folk Victorian

Profile


- Dutchlap

Accent

Scallops

Trim

- Crown Window Molding
- Keystone
- Bay Corner
- Gable Trim
- Ventilated Soffit
- Fascia



VINYL
SIDING
INSTITUTE™

Contents

Architectural Styles

Product Overview

Photo Gallery

Profile

- Straight Edge Shake

Trim

- Band Board
- Crown Window Molding
- Window Lineals
- Window Sill Lineal
- Gingerbread Trim
- Corner Posts
- Shutters
- Porch Posts
- Decorative Brackets



Folk Victorian



[Contents](#)

[Architectural Styles](#)

[Product Overview](#)

[Photo Gallery](#)

Profile

- Dutchlap

Accent


- Straight Edge Shingles

Trim

- Band Board
- Window Lineals
- Column Wraps
- Corner Post
- Decorative Brackets
- Shutters



Craftsman





[Contents](#)

[Architectural Styles](#)

[Product Overview](#)

[Photo Gallery](#)

Craftsman

Profile

- Clapboard

Accent

- Shake

Trim

- Band Board
- Column Wraps
- Corner Posts
- Window Lineals



VINYL
SIDING
INSTITUTE™



[Contents](#)

[Architectural Styles](#)

[Product Overview](#)

[Photo Gallery](#)

Profile

- Hand Split Shake

Trim

- Hand Split Shake Corners
- Decorative Brackets
- Band Board
- Window Lineals

Craftsman



Contents

Architectural Styles

Product Overview

Photo Gallery

Profile

- Clapboard

Accent

- Split Shake

Trim

- Band Board
- Crown Window Molding
- Wide Window Lineals
- Column Wraps
- Corner Post
- Decorative Brackets



Craftsman





[Contents](#)

[Architectural Styles](#)

[Product Overview](#)

[Photo Gallery](#)

Craftsman

Profile

- Dutchlap

Accent

- Split Shake

Trim

- Window Lineals
- Column Wraps
- Decorative Brackets
- Shutters
- Gable Trim





[Contents](#)

[Architectural Styles](#)

[Product Overview](#)

[Photo Gallery](#)

Craftsman

Profile

- Split Shake

Trim

- Corner Posts
- Window Lineals
- Door Trim
- Column Wraps





[Contents](#)

[Architectural Styles](#)

[Product Overview](#)

[Photo Gallery](#)

Craftsman

Profile


- Clapboard

Accent

- Staggered Shake

Trim

- Band Board
- Window Lineals
- Column Wraps
- Corner Post
- Decorative Brackets





Craftsman

Profile

- Clapboard

Accent

- Staggered Shake

Trim





- Band Board
- Column Wraps
- Corner Post
- Decorative Brackets

[Contents](#)

[Architectural Styles](#)

[Product Overview](#)

[Photo Gallery](#)





[Contents](#)

[Architectural Styles](#)

[Product Overview](#)

[Photo Gallery](#)

Craftsman

Profile

- Board and Batten

Accent

- Staggered Shake

Trim

- Band Board
- Window Lineals
- Shutters
- Column Wraps



Appendix

For more details on vinyl and other polymeric siding, architectural trim, accessories, and their specifications, start by visiting the websites of these manufacturers. Each manufacturer listed offers a wide selection of beautiful, durable options to meet a range of needs.

Alside: alside.com

American Original Building Products LLC: americanoriginalbp.com

CertainTeed: certainteed.com/siding

Exterior Portfolio: exteriorportfolio.com

Gentek, Inc: gentekinc.com

ProVia Siding: provia.com

KP Building Products: kpvinylsiding.com | abtco.com

Kaycan: kaycan.com

Mid-America Siding Components: midamericacomponents.com

Mitten Inc.: mittenvinyl.com

Novik, Inc.: novik.com

Ply Gem Siding Group: plygem.com

Preservation Collection: preservationcollection.com

Revere Building Products: reverbuidingproducts.com

Royal Building Products: royalbuildingproducts.com

Style Crest, Inc.: stylecrestinc.com

The Foundry: foundrysiding.com

Vytec: vytec.com

Contents

Architectural Styles

Product Overview

Photo Gallery

